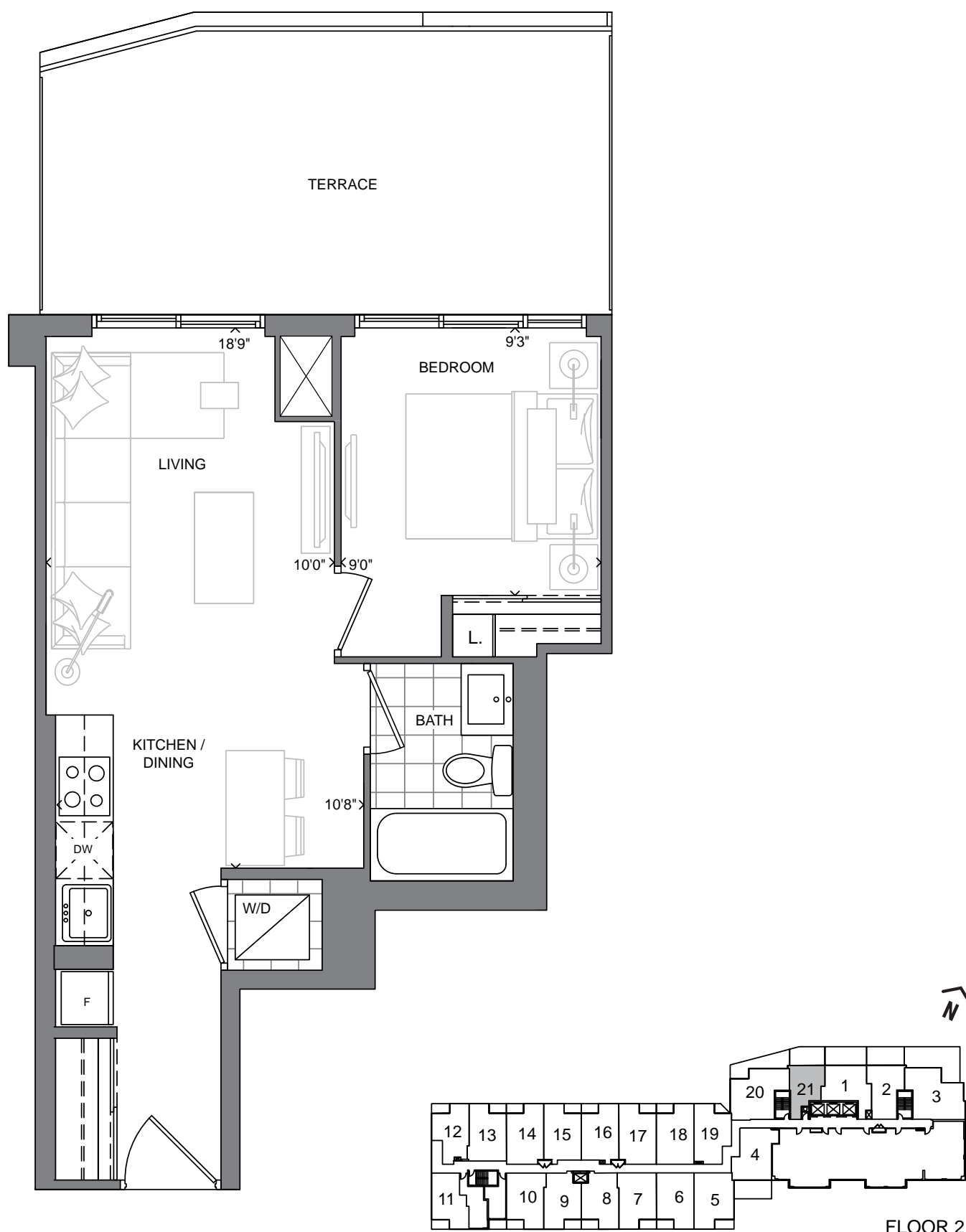


SUITE 1A

ONE BEDROOM + ONE BATH

477 SQ. FT. + APPROX. 205 SQ. FT. TERRACE



The plan is not to scale and is subject to architectural review and revisions, including, without limitation, the Unit shown may be the reverse of the unit purchased. Furniture and kitchen islands displayed are not to scale and shown for illustration purposes only and do not necessarily reflect the electrical plan of the unit. Units are sold unfurnished. All materials, specifications, floorplans, details, stated areas and dimensions, if any, are approximate, and are subject to change without notice in order to comply with building site conditions, municipal, structural, Vendor and/or architectural requirements as well as normal construction variances. Dimensions may exceed the usable floor area. Actual usable floor space may vary from stated floor area, and any floor area calculations shall be measured or determined in accordance with the Home Construction Regulatory Authority's directive. Bulkheads are not shown on this plan and may be located in areas of the unit as required to provide venting, mechanical, utility, servicing and other systems. Balconies and Terraces where applicable are shown for display purposes only and locations and size are subject to change without notice. Exterior elevations and site plan are subject to approval and the purchaser agrees to accept any change. The size, type and locations of windows and mullions are subject to change and will vary per floor. All illustrations are artist's concept only. E. & O. E. (May 2022)

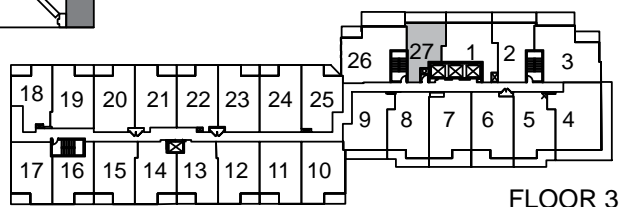
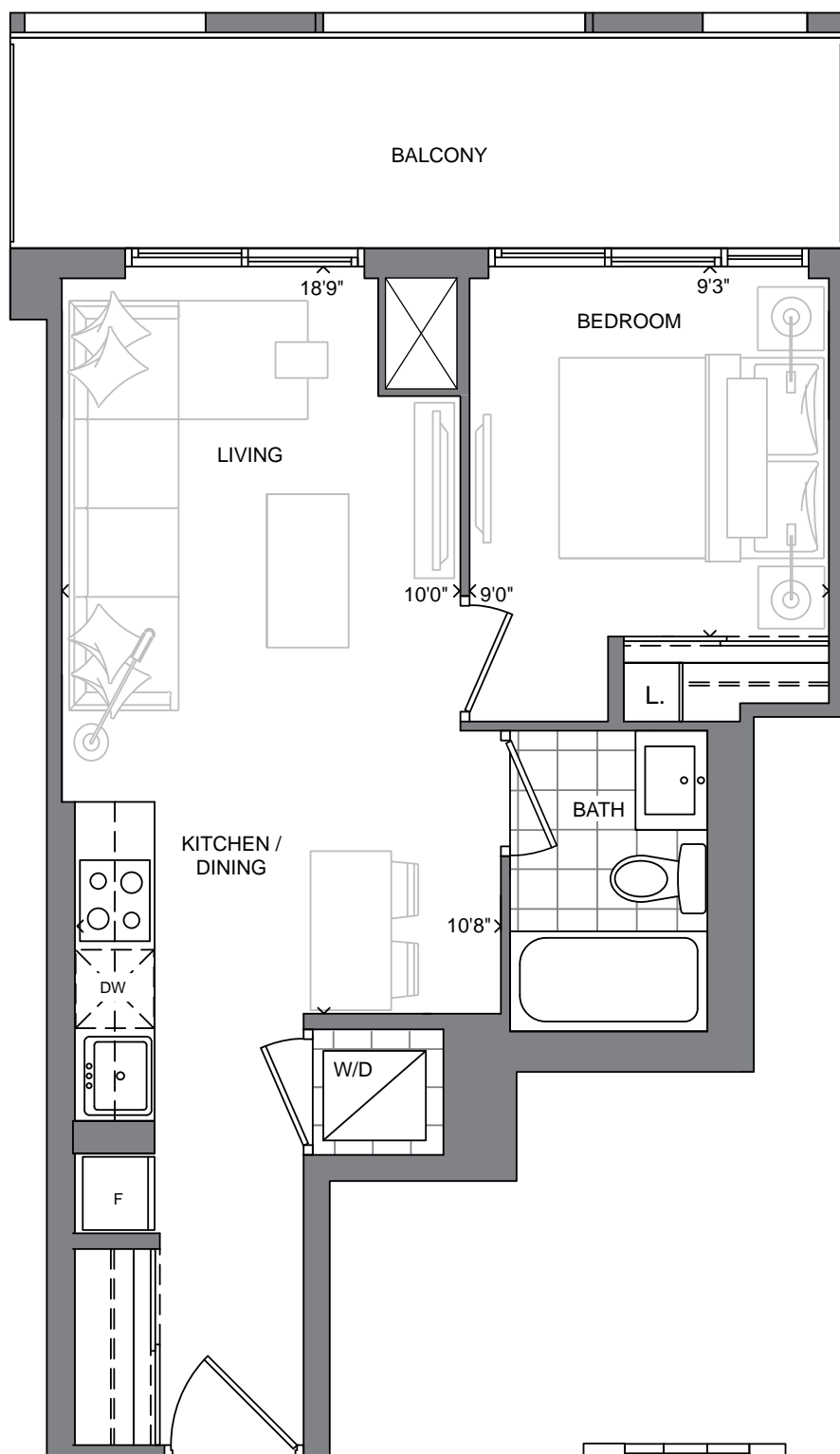
SOUTHPORT
IN SWANSEA

STATE
BUILDING GROUP

SUITE 1A

ONE BEDROOM + ONE BATH

477 SQ. FT. + APPROX. 111 SQ. FT. BALCONY



The plan is not to scale and is subject to architectural review and revisions, including, without limitation, the Unit shown may be the reverse of the unit purchased. Furniture and kitchen islands displayed are not to scale and shown for illustration purposes only and do not necessarily reflect the electrical plan of the unit. Units are sold unfurnished. All materials, specifications, floorplans, details, stated areas and dimensions, if any, are approximate, and are subject to change without notice in order to comply with building site conditions, municipal, structural, Vendor and/or architectural requirements as well as normal construction variances. Dimensions may exceed the usable floor area. Actual usable floor space may vary from stated floor area, and any floor area calculations shall be measured or determined in accordance with the Home Construction Regulatory Authority's directive. Bulkheads are not shown on this plan and may be located in areas of the unit as required to provide venting, mechanical, utility, servicing and other systems. Balconies and Terraces where applicable are shown for display purposes only and locations and size are subject to change without notice. Exterior elevations and site plan are subject to approval and the purchaser agrees to accept any change. The size, type and locations of windows and mullions are subject to change and will vary per floor. All illustrations are artist's concept only. E. & O. E. (May 2022)

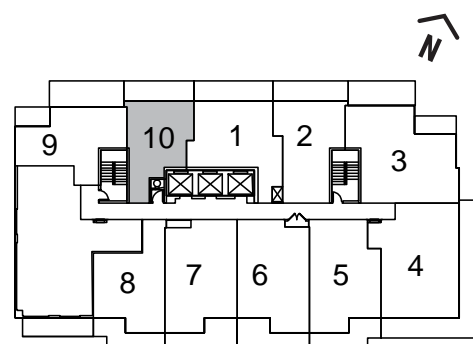
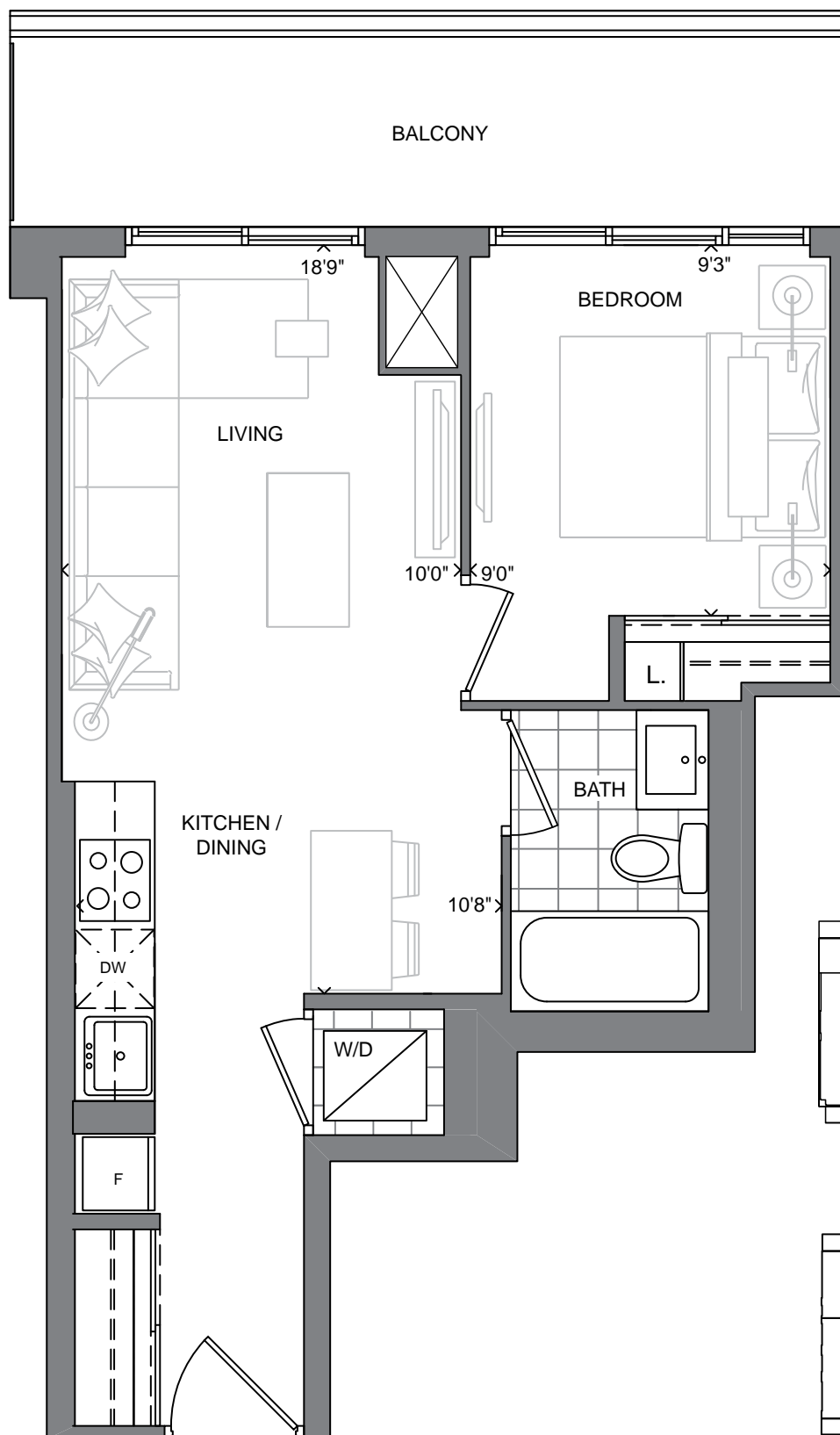
SOUTHPORT
IN SWANSEA

STATE
BUILDING GROUP

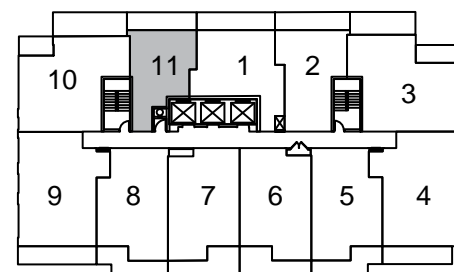
SUITE 1A

ONE BEDROOM + ONE BATH

477 SQ. FT. + APPROX. 114 SQ. FT. BALCONY
(APPROX. 125 SQ. FT. BALCONY ON 5TH FLOOR)



FLOOR 5



FLOORS 6-28

The plan is not to scale and is subject to architectural review and revisions, including, without limitation, the Unit shown may be the reverse of the unit purchased. Furniture and kitchen islands displayed are not to scale and shown for illustration purposes only and do not necessarily reflect the electrical plan of the unit. Units are sold unfurnished. All materials, specifications, floorplans, details, stated areas and dimensions, if any, are approximate, and are subject to change without notice in order to comply with building site conditions, municipal, structural, Vendor and/or architectural requirements as well as normal construction variances. Dimensions may exceed the usable floor area. Actual usable floor space may vary from stated floor area, and any floor area calculations shall be measured or determined in accordance with the Home Construction Regulatory Authority's directive. Bulkheads are not shown on this plan and may be located in areas of the unit as required to provide venting, mechanical, utility, servicing and other systems. Balconies and Terraces where applicable are shown for display purposes only and locations and size are subject to change without notice. Exterior elevations and site plan are subject to approval and the purchaser agrees to accept any change. The size, type and locations of windows and mullions are subject to change and will vary per floor. All illustrations are artist's concept only. E. & O. E. (May 2022)

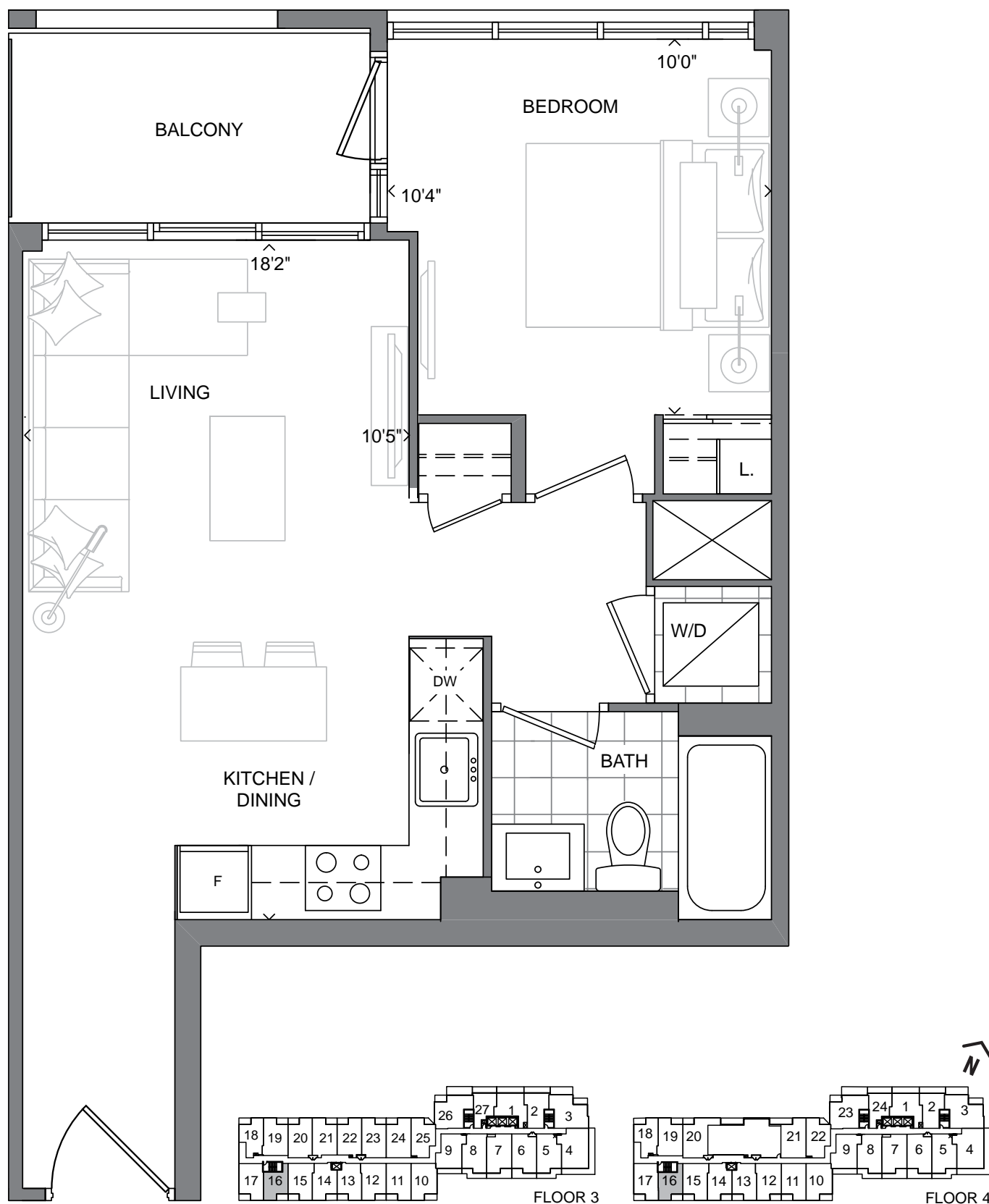
SOUTHPORT
IN SWANSEA

STATE
BUILDING GROUP

SUITE 1D

ONE BEDROOM + ONE BATH

507 SQ. FT. + APPROX. 50 SQ. FT. BALCONY



The plan is not to scale and is subject to architectural review and revisions, including, without limitation, the Unit shown may be the reverse of the unit purchased. Furniture and kitchen islands displayed are not to scale and shown for illustration purposes only and do not necessarily reflect the electrical plan of the unit. Units are sold unfurnished. All materials, specifications, floorplans, details, stated areas and dimensions, if any, are approximate, and are subject to change without notice in order to comply with building site conditions, municipal, structural, Vendor and/or architectural requirements as well as normal construction variances. Dimensions may exceed the usable floor area. Actual usable floor space may vary from stated floor area, and any floor area calculations shall be measured or determined in accordance with the Home Construction Regulatory Authority's directive. Bulkheads are not shown on this plan and may be located in areas of the unit as required to provide venting, mechanical, utility, servicing and other systems. Balconies and Terraces where applicable are shown for display purposes only and locations and size are subject to change without notice. Exterior elevations and site plan are subject to approval and the purchaser agrees to accept any change. The size, type and locations of windows and mullions are subject to change and will vary per floor. All illustrations are artist's concept only. E. & O. E. (May 2022)

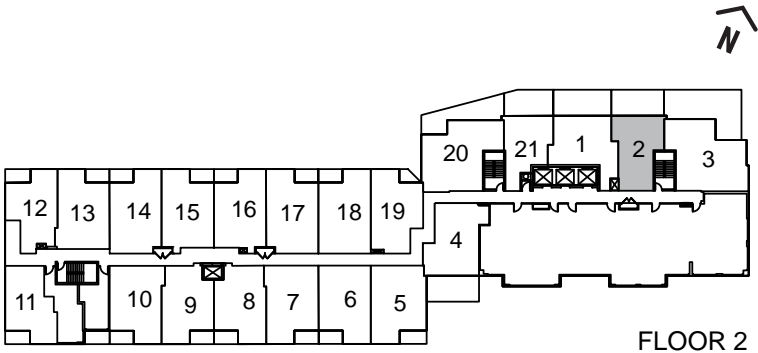
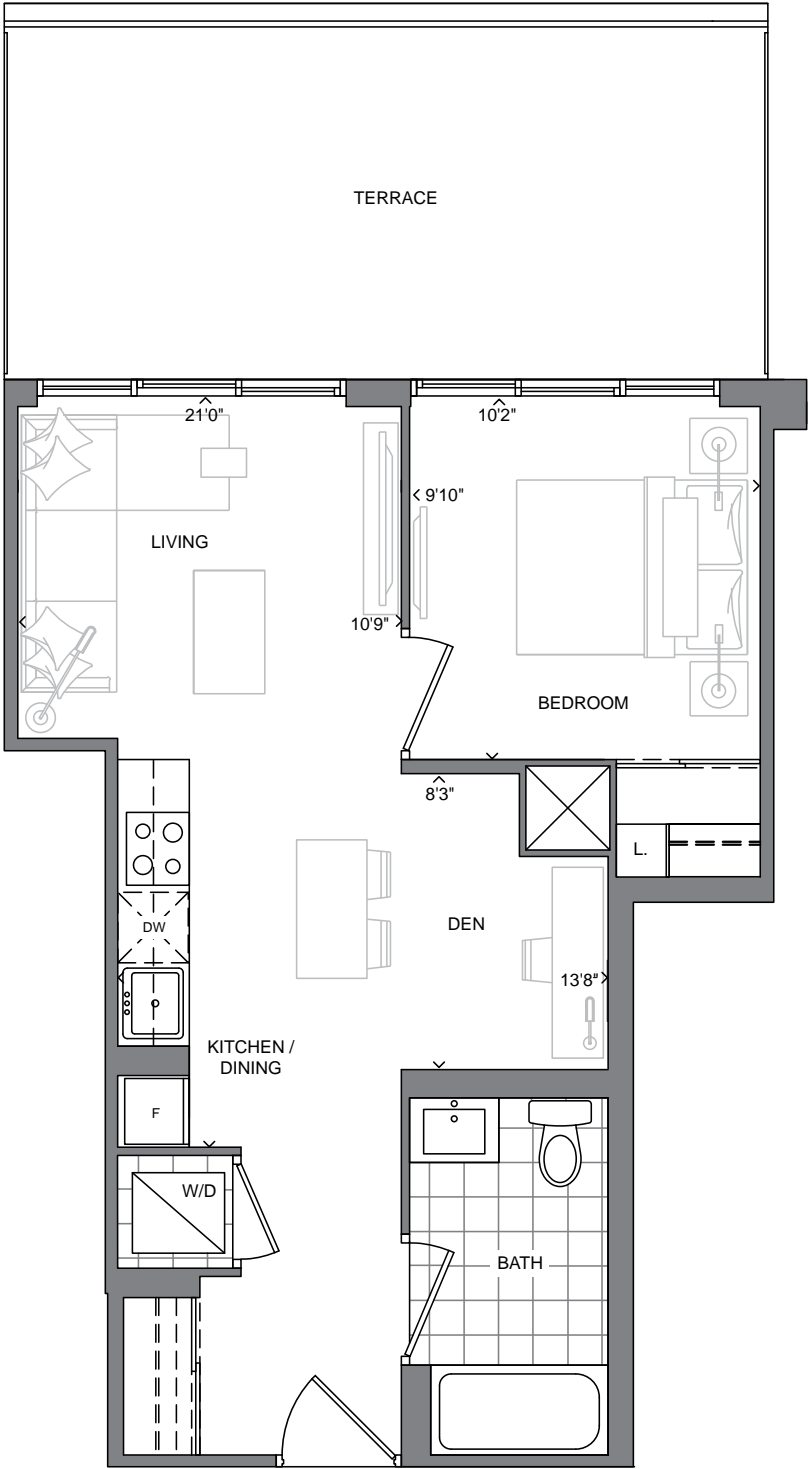
SOUTHPORT
IN SWANSEA

STATE
BUILDING GROUP

SUITE 1A+D

ONE BEDROOM + DEN + ONE BATH

536 SQ. FT. + APPROX. 224 SQ. FT. TERRACE



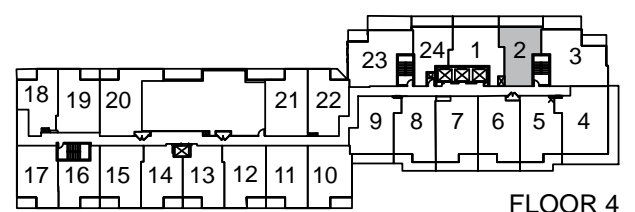
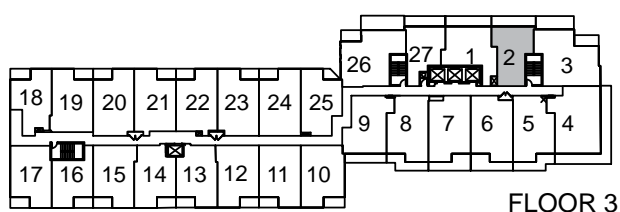
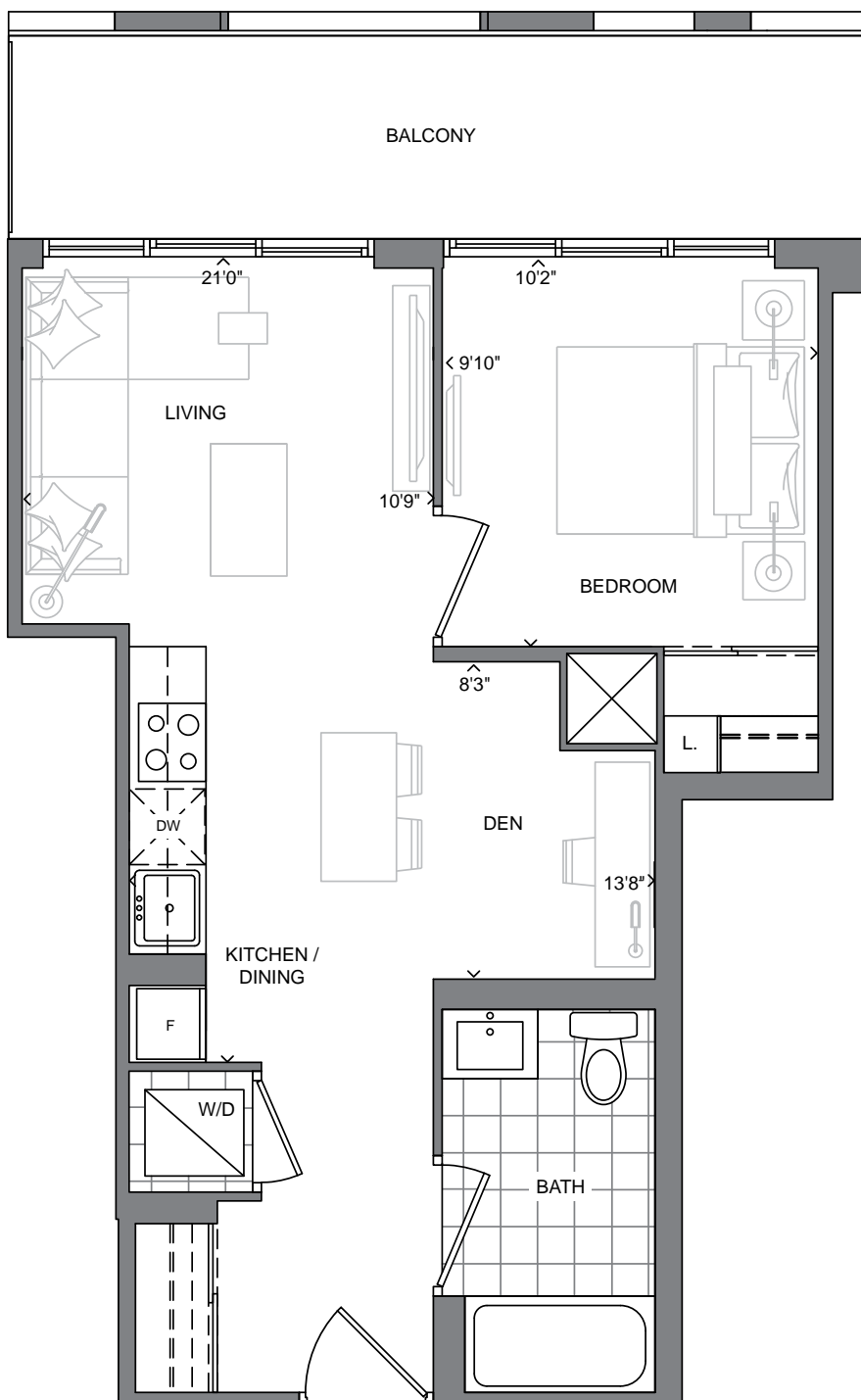
FLOOR 2

The plan is not to scale and is subject to architectural review and revisions, including, without limitation, the Unit shown may be the reverse of the unit purchased. Furniture and kitchen islands displayed are not to scale and shown for illustration purposes only and do not necessarily reflect the electrical plan of the unit. Units are sold unfurnished. All materials, specifications, floorplans, details, stated areas and dimensions, if any, are approximate, and are subject to change without notice in order to comply with building site conditions, municipal, structural, Vendor and/or architectural requirements as well as normal construction variances. Dimensions may exceed the usable floor area. Actual usable floor space may vary from stated floor area, and any floor area calculations shall be measured or determined in accordance with the Home Construction Regulatory Authority's directive. Bulkheads are not shown on this plan and may be located in areas of the unit as required to provide venting, mechanical, utility, servicing and other systems. Balconies and Terraces where applicable are shown for display purposes only and locations and size are subject to change without notice. Exterior elevations and site plan are subject to approval and the purchaser agrees to accept any change. The size, type and locations of windows and mullions are subject to change and will vary per floor. All illustrations are artist's concept only. E. & O. E. (May 2022)

SUITE 1A+D

ONE BEDROOM + DEN + ONE BATH

536 SQ. FT. + APPROX. 118 SQ. FT. BALCONY



The plan is not to scale and is subject to architectural review and revisions, including, without limitation, the Unit shown may be the reverse of the unit purchased. Furniture and kitchen islands displayed are not to scale and shown for illustration purposes only and do not necessarily reflect the electrical plan of the unit. Units are sold unfurnished. All materials, specifications, floorplans, details, stated areas and dimensions, if any, are approximate, and are subject to change without notice in order to comply with building site conditions, municipal, structural, Vendor and/or architectural requirements as well as normal construction variances. Dimensions may exceed the usable floor area. Actual usable floor space may vary from stated floor area, and any floor area calculations shall be measured or determined in accordance with the Home Construction Regulatory Authority's directive. Bulkheads are not shown on this plan and may be located in areas of the unit as required to provide venting, mechanical, utility, servicing and other systems. Balconies and Terraces where applicable are shown for display purposes only and locations and size are subject to change without notice. Exterior elevations and site plan are subject to approval and the purchaser agrees to accept any change. The size, type and locations of windows and mullions are subject to change and will vary per floor. All illustrations are artist's concept only. E. & O. E. (May 2022)

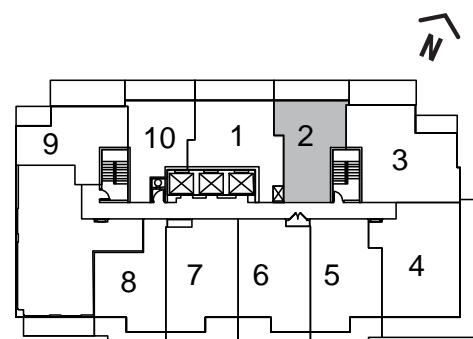
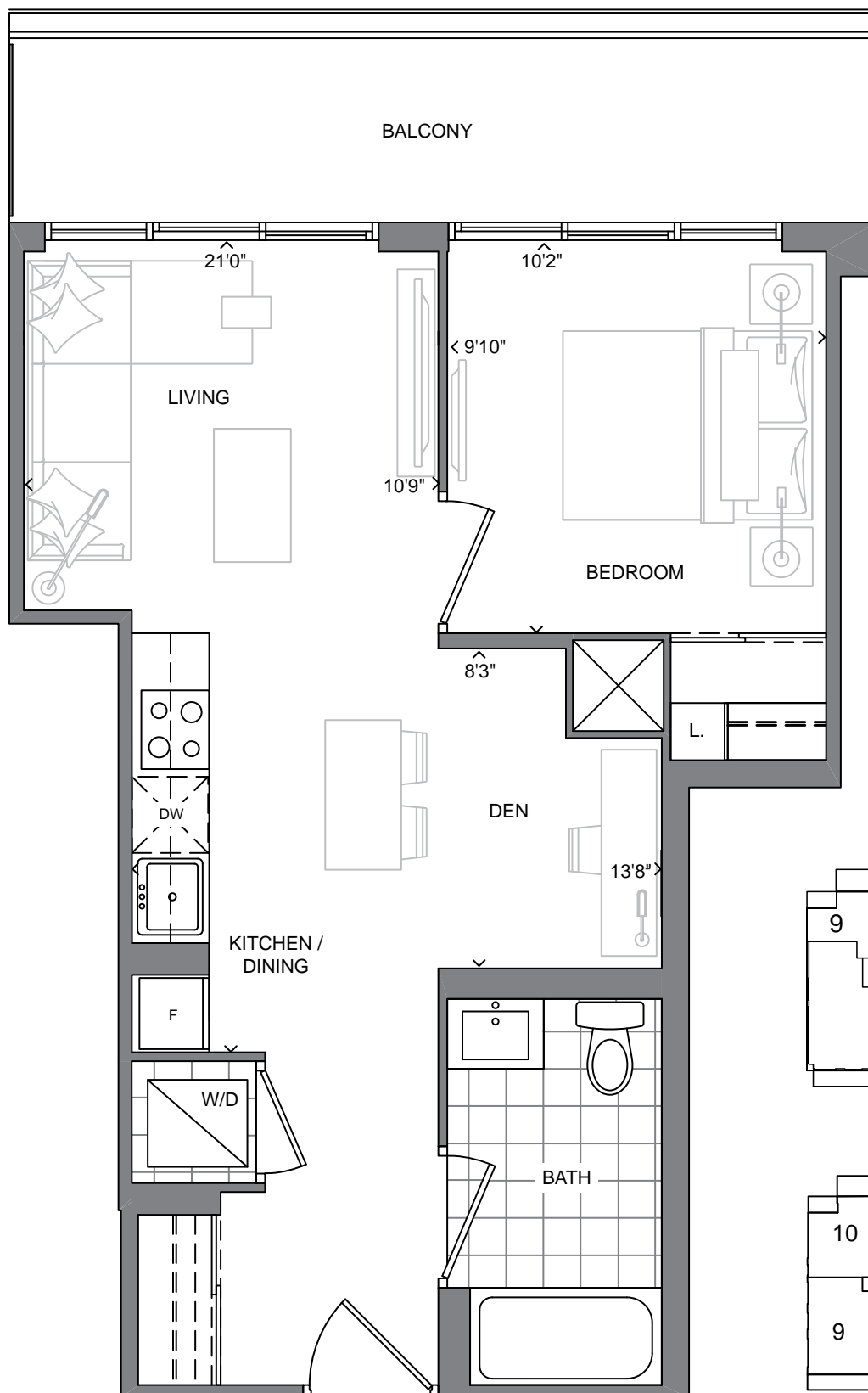
SOUTHPORT
IN SWANSEA

STATE
BUILDING GROUP

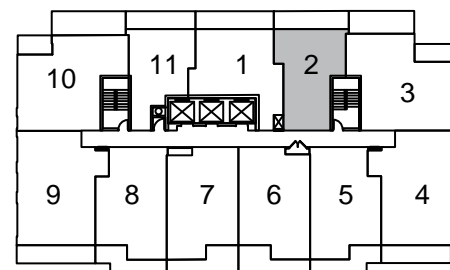
SUITE 1A+D

ONE BEDROOM + DEN + ONE BATH

536 SQ. FT. + APPROX. 121 SQ. FT. BALCONY
(APPROX. 132 SQ. FT. BALCONY ON 5TH FLOOR)



FLOOR 5



FLOORS 6-28

The plan is not to scale and is subject to architectural review and revisions, including, without limitation, the Unit shown may be the reverse of the unit purchased. Furniture and kitchen islands displayed are not to scale and shown for illustration purposes only and do not necessarily reflect the electrical plan of the unit. Units are sold unfurnished. All materials, specifications, floorplans, details, stated areas and dimensions, if any, are approximate, and are subject to change without notice in order to comply with building site conditions, municipal, structural, Vendor and/or architectural requirements as well as normal construction variances. Dimensions may exceed the usable floor area. Actual usable floor space may vary from stated floor area, and any floor area calculations shall be measured or determined in accordance with the Home Construction Regulatory Authority's directive. Bulkheads are not shown on this plan and may be located in areas of the unit as required to provide venting, mechanical, utility, servicing and other systems. Balconies and Terraces where applicable are shown for display purposes only and locations and size are subject to change without notice. Exterior elevations and site plan are subject to approval and the purchaser agrees to accept any change. The size, type and locations of windows and mullions are subject to change and will vary per floor. All illustrations are artist's concept only. E. & O. E. (May 2022)

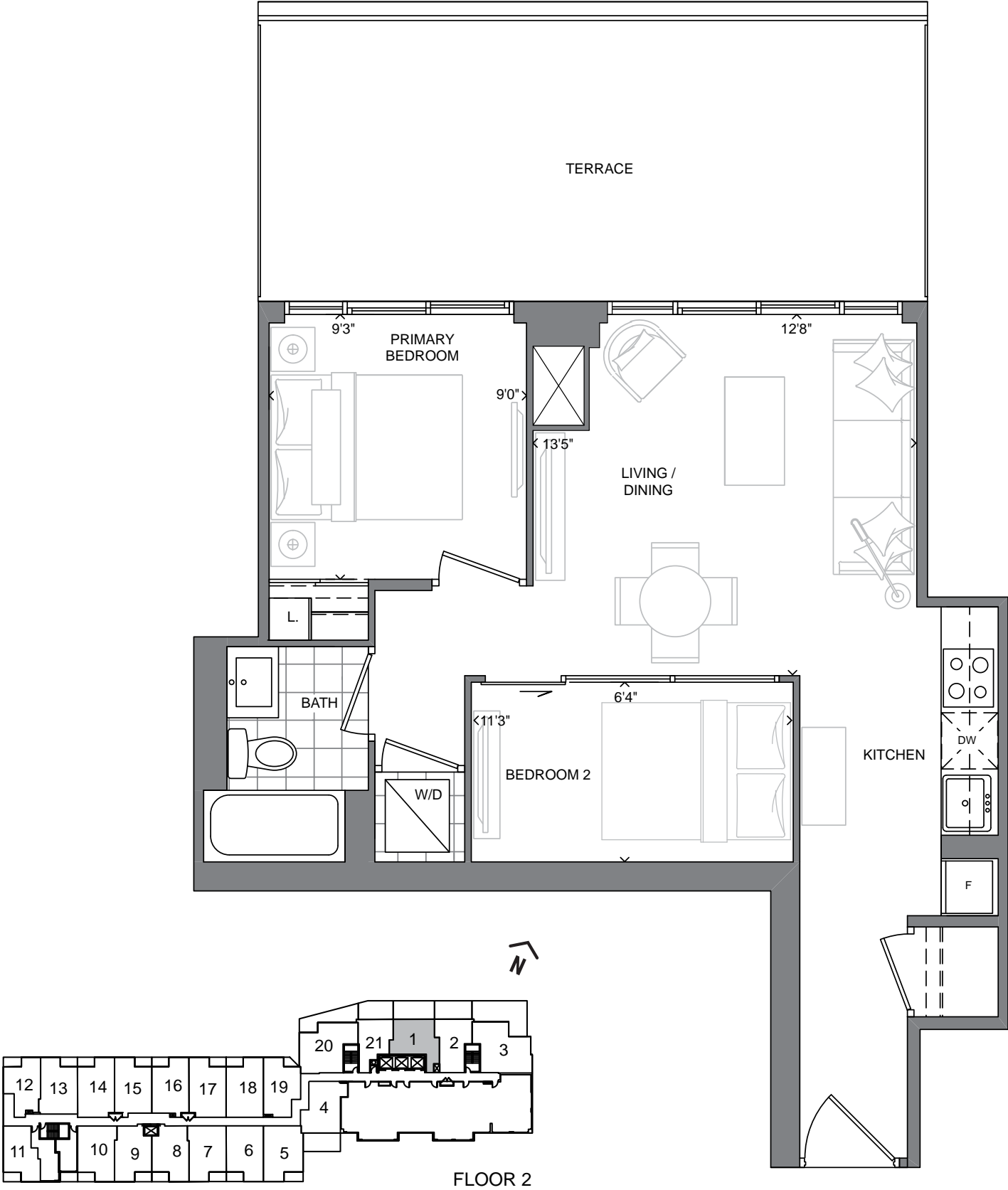
SOUTHPORT
IN SWANSEA

STATE
BUILDING GROUP

SUITE 2A

TWO BEDROOM + ONE BATH

600 SQ. FT. + APPROX. 246 SQ. FT. TERRACE

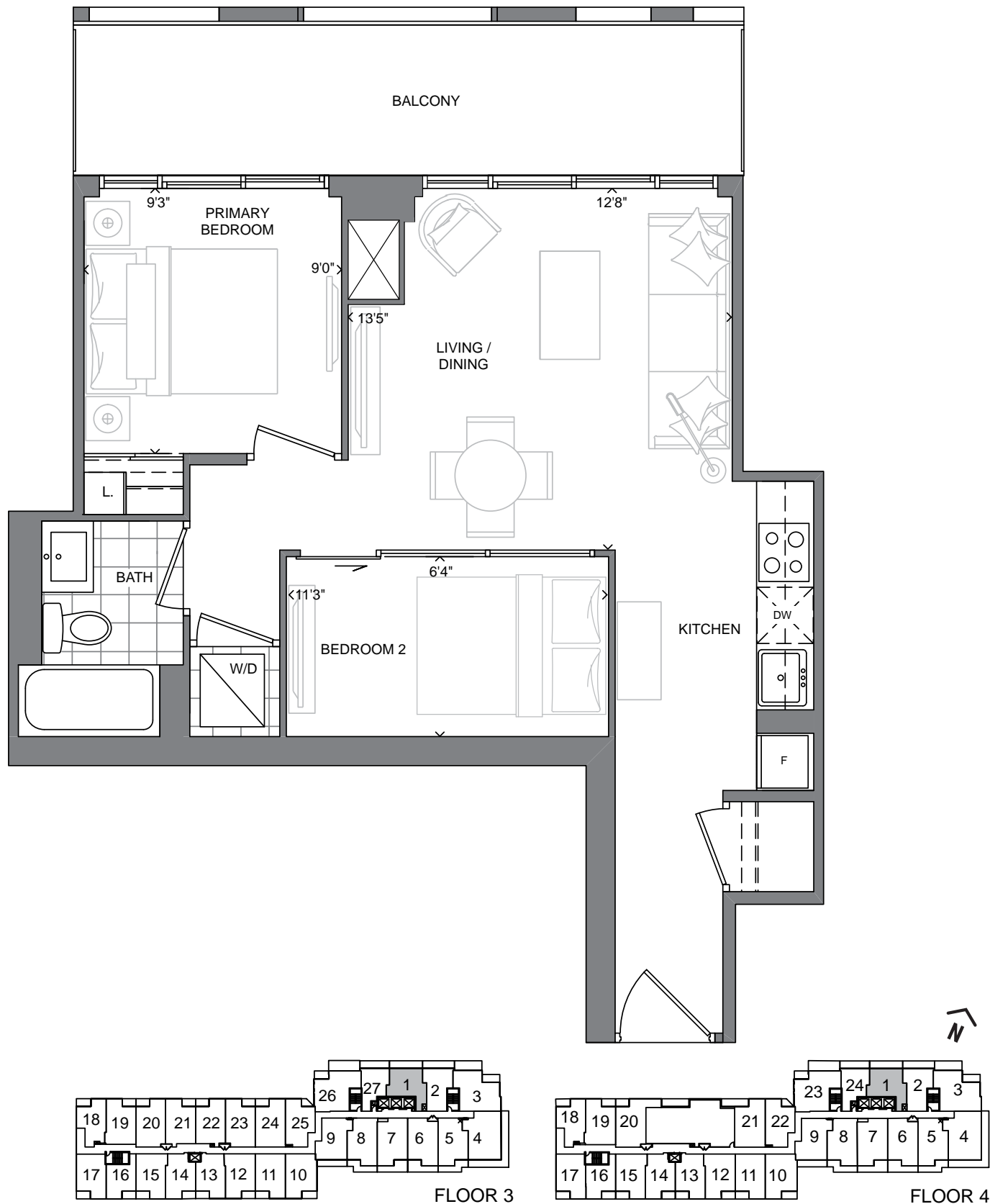


The plan is not to scale and is subject to architectural review and revisions, including, without limitation, the Unit shown may be the reverse of the unit purchased. Furniture and kitchen islands displayed are not to scale and shown for illustration purposes only and do not necessarily reflect the electrical plan of the unit. Units are sold unfurnished. All materials, specifications, floorplans, details, stated areas and dimensions, if any, are approximate, and are subject to change without notice in order to comply with building site conditions, municipal, structural, Vendor and/or architectural requirements as well as normal construction variances. Dimensions may exceed the usable floor area. Actual usable floor space may vary from stated floor area, and any floor area calculations shall be measured or determined in accordance with the Home Construction Regulatory Authority's directive. Bulkheads are not shown on this plan and may be located in areas of the unit as required to provide venting, mechanical, utility, servicing and other systems. Balconies and Terraces where applicable are shown for display purposes only and locations and size are subject to change without notice. Exterior elevations and site plan are subject to approval and the purchaser agrees to accept any change. The size, type and locations of windows and mullions are subject to change and will vary per floor. All illustrations are artist's concept only. E. & O. E. (May 2022)

SUITE 2A

TWO BEDROOM + ONE BATH

600 SQ. FT. + APPROX. 124 SQ. FT. BALCONY

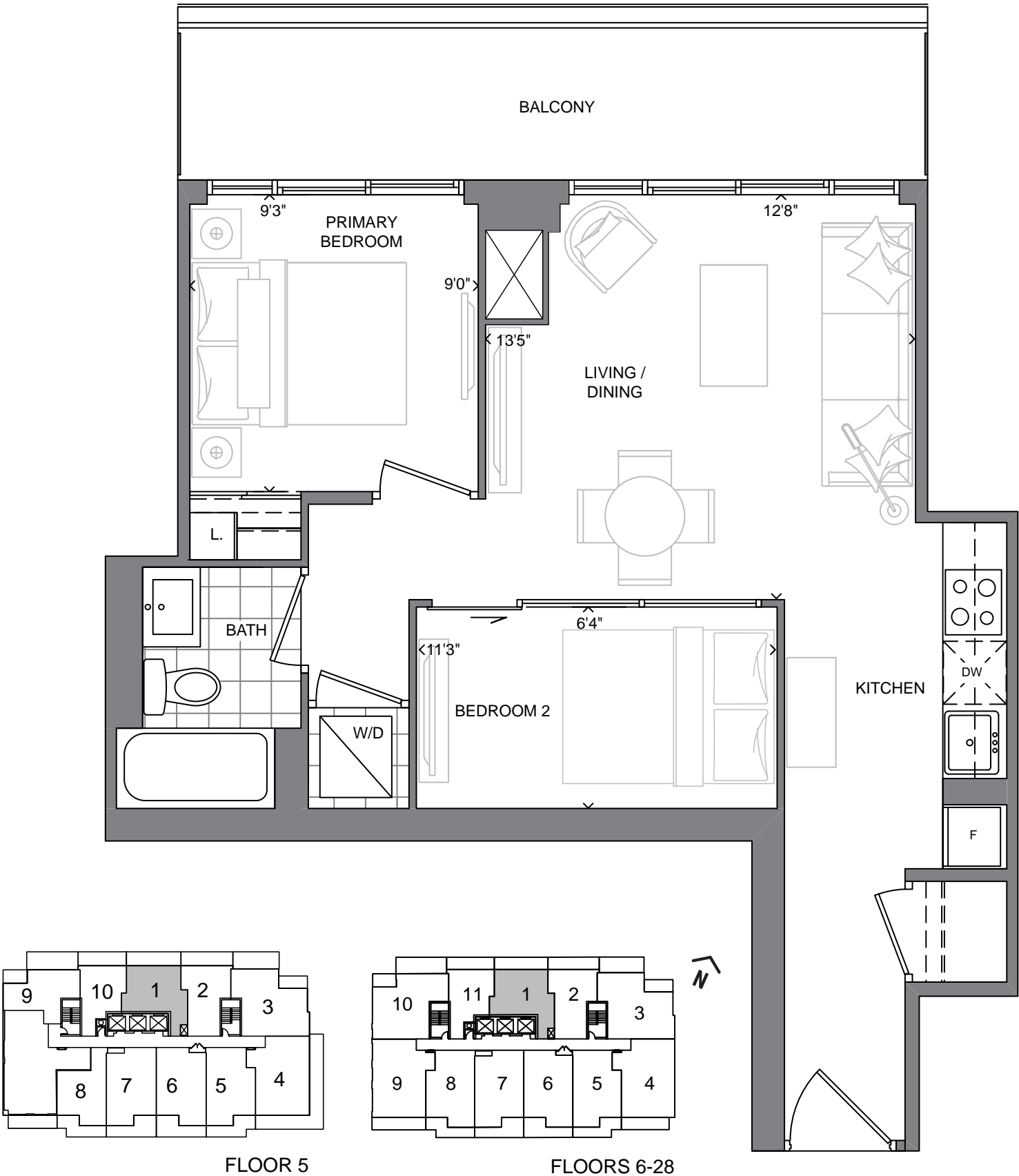


The plan is not to scale and is subject to architectural review and revisions, including, without limitation, the Unit shown may be the reverse of the unit purchased. Furniture and kitchen islands displayed are not to scale and shown for illustration purposes only and do not necessarily reflect the electrical plan of the unit. Units are sold unfurnished. All materials, specifications, floorplans, details, stated areas and dimensions, if any, are approximate, and are subject to change without notice in order to comply with building site conditions, municipal, structural, Vendor and/or architectural requirements as well as normal construction variances. Dimensions may exceed the usable floor area. Actual usable floor space may vary from stated floor area, and any floor area calculations shall be measured or determined in accordance with the Home Construction Regulatory Authority's directive. Bulkheads are not shown on this plan and may be located in areas of the unit as required to provide venting, mechanical, utility, servicing and other systems. Balconies and Terraces where applicable are shown for display purposes only and locations and size are subject to change without notice. Exterior elevations and site plan are subject to approval and the purchaser agrees to accept any change. The size, type and locations of windows and mullions are subject to change and will vary per floor. All illustrations are artist's concept only. E. & O. E. (May 2022)

SUITE 2A

TWO BEDROOM + ONE BATH

600 SQ. FT. + APPROX. 127 SQ. FT. BALCONY
(APPROX. 140 SQ. FT. BALCONY ON 5TH FLOOR)

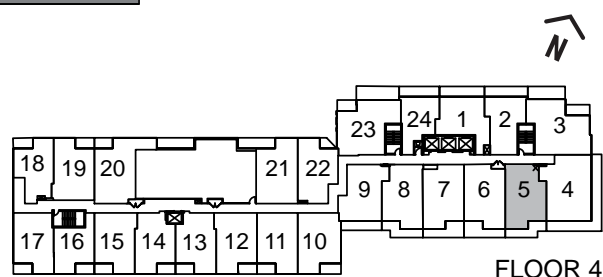
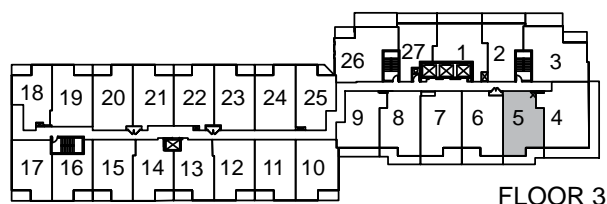
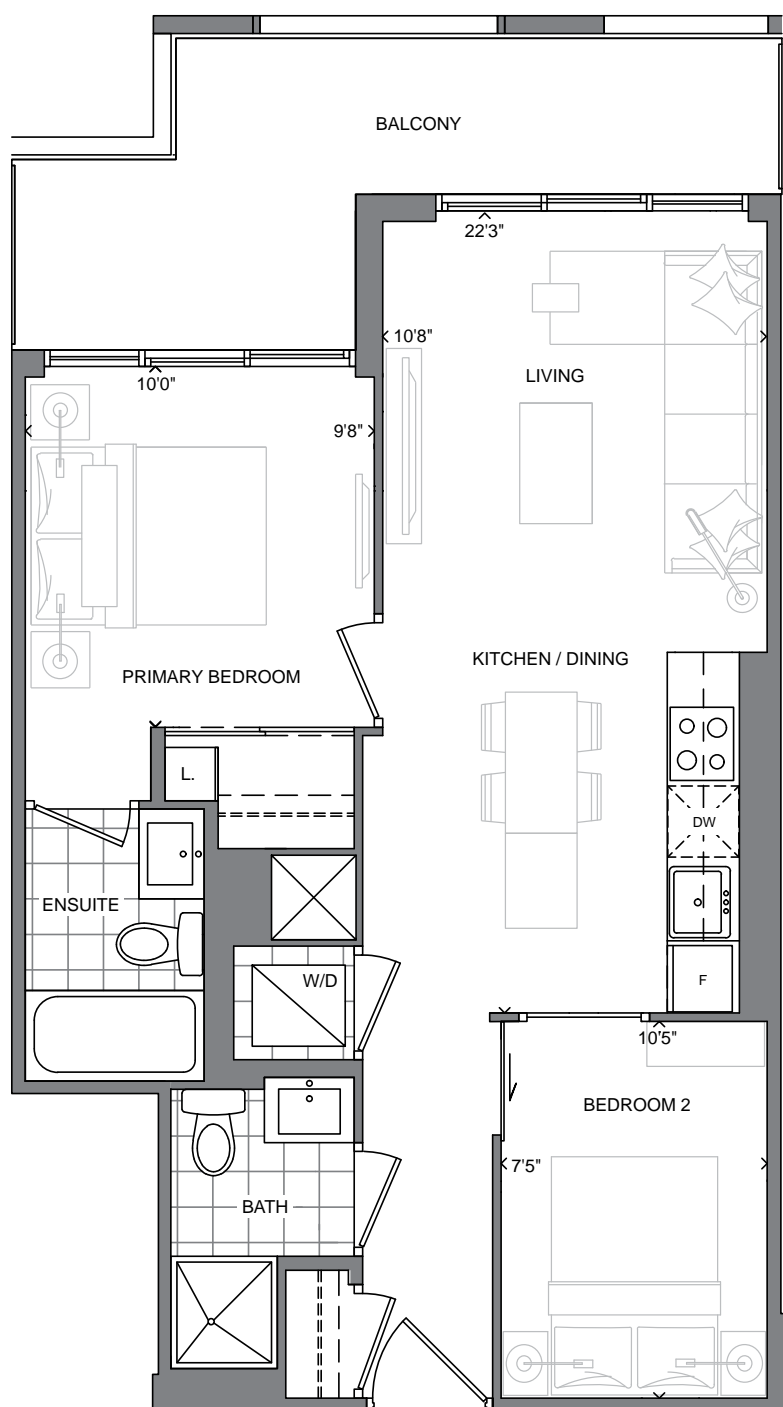


The plan is not to scale and is subject to architectural review and revisions, including, without limitation, the Unit shown may be the reverse of the unit purchased. Furniture and kitchen islands displayed are not to scale and shown for illustration purposes only and do not necessarily reflect the electrical plan of the unit. Units are sold unfurnished. All materials, specifications, floorplans, details, stated areas and dimensions, if any, are approximate, and are subject to change without notice in order to comply with building site conditions, municipal, structural, Vendor and/or architectural requirements as well as normal construction variances. Dimensions may exceed the usable floor area. Actual usable floor space may vary from stated floor area, and any floor area calculations shall be measured or determined in accordance with the Home Construction Regulatory Authority's directive. Bulkheads are not shown on this plan and may be located in areas of the unit as required to provide venting, mechanical, utility, servicing and other systems. Balconies and Terraces where applicable are shown for display purposes only and locations and size are subject to change without notice. Exterior elevations and site plan are subject to approval and the purchaser agrees to accept any change. The size, type and locations of windows and mullions are subject to change and will vary per floor. All illustrations are artist's concept only. E. & O. E. (May 2022)

SUITE 2B

TWO BEDROOM + TWO BATH

643 SQ. FT. + APPROX. 118 SQ. FT. BALCONY



The plan is not to scale and is subject to architectural review and revisions, including, without limitation, the Unit shown may be the reverse of the unit purchased. Furniture and kitchen islands displayed are not to scale and shown for illustration purposes only and do not necessarily reflect the electrical plan of the unit. Units are sold unfurnished. All materials, specifications, floorplans, details, stated areas and dimensions, if any, are approximate, and are subject to change without notice in order to comply with building site conditions, municipal, structural, Vendor and/or architectural requirements as well as normal construction variances. Dimensions may exceed the usable floor area. Actual usable floor space may vary from stated floor area, and any floor area calculations shall be measured or determined in accordance with the Home Construction Regulatory Authority's directive. Bulkheads are not shown on this plan and may be located in areas of the unit as required to provide venting, mechanical, utility, servicing and other systems. Balconies and Terraces where applicable are shown for display purposes only and locations and size are subject to change without notice. Exterior elevations and site plan are subject to approval and the purchaser agrees to accept any change. The size, type and locations of windows and mullions are subject to change and will vary per floor. All illustrations are artist's concept only. E. & O. E. (May 2022)

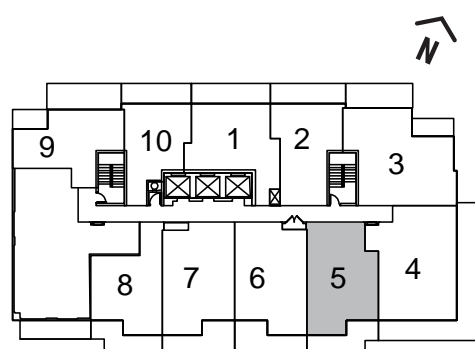
SOUTHPORT
IN SWANSEA

STATE
BUILDING GROUP

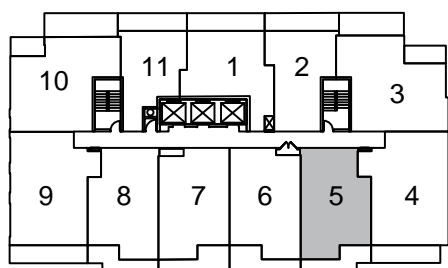
SUITE 2B

TWO BEDROOM + TWO BATH

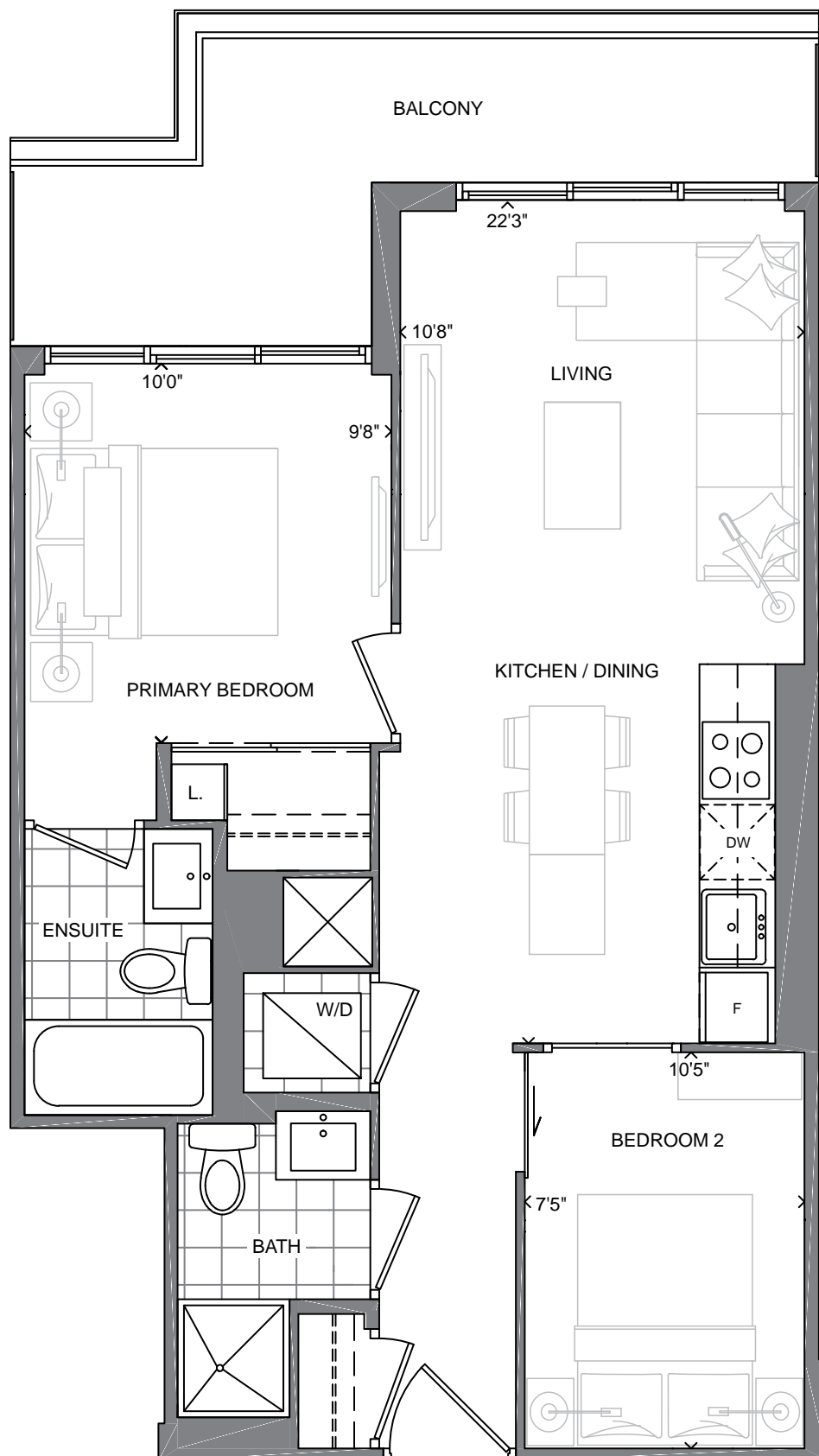
643 SQ. FT. + APPROX. 121 SQ. FT. BALCONY
(APPROX. 134 SQ. FT. BALCONY ON 5TH FLOOR)



FLOOR 5



FLOORS 6-28



The plan is not to scale and is subject to architectural review and revisions, including, without limitation, the Unit shown may be the reverse of the unit purchased. Furniture and kitchen islands displayed are not to scale and shown for illustration purposes only and do not necessarily reflect the electrical plan of the unit. Units are sold unfurnished. All materials, specifications, floorplans, details, stated areas and dimensions, if any, are approximate, and are subject to change without notice in order to comply with building site conditions, municipal, structural, Vendor and/or architectural requirements as well as normal construction variances. Dimensions may exceed the usable floor area. Actual usable floor space may vary from stated floor area, and any floor area calculations shall be measured or determined in accordance with the Home Construction Regulatory Authority's directive. Bulkheads are not shown on this plan and may be located in areas of the unit as required to provide venting, mechanical, utility, servicing and other systems. Balconies and Terraces where applicable are shown for display purposes only and locations and size are subject to change without notice. Exterior elevations and site plan are subject to approval and the purchaser agrees to accept any change. The size, type and locations of windows and mullions are subject to change and will vary per floor. All illustrations are artist's concept only. E. & O. E. (May 2022)

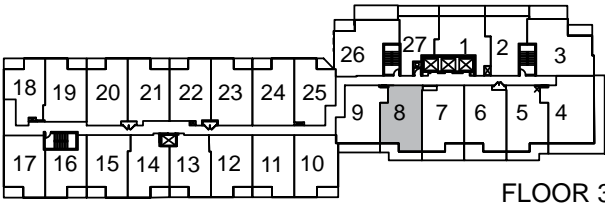
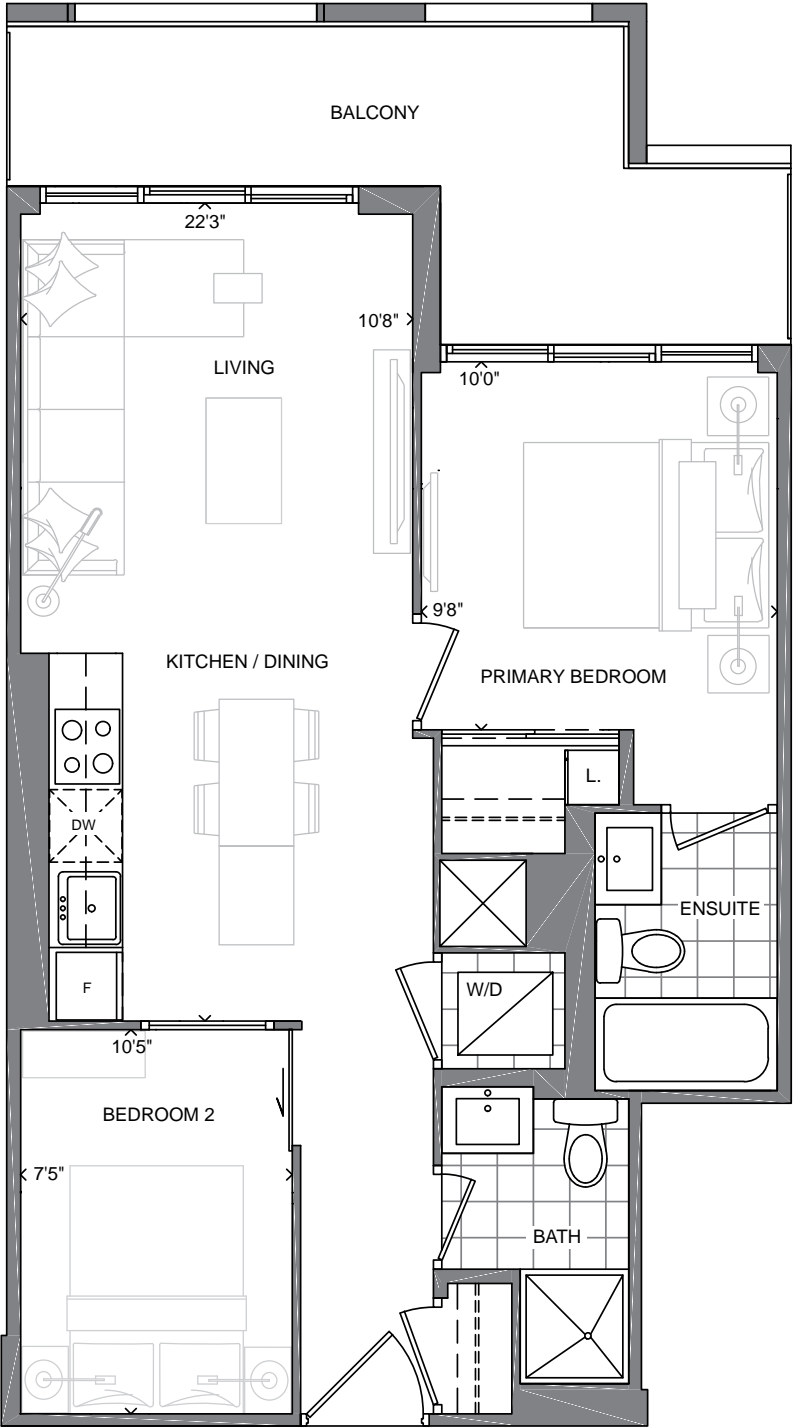
SOUTHPORT
IN SWANSEA

STATE
BUILDING GROUP

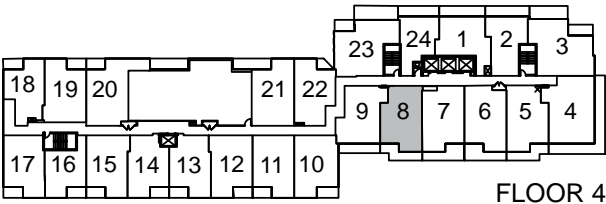
SUITE 2C

TWO BEDROOM + TWO BATH

643 SQ. FT. + APPROX. 116 SQ. FT. BALCONY



FLOOR 3



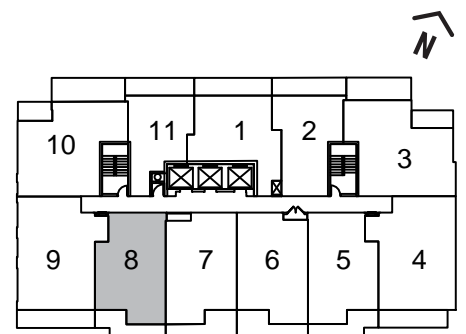
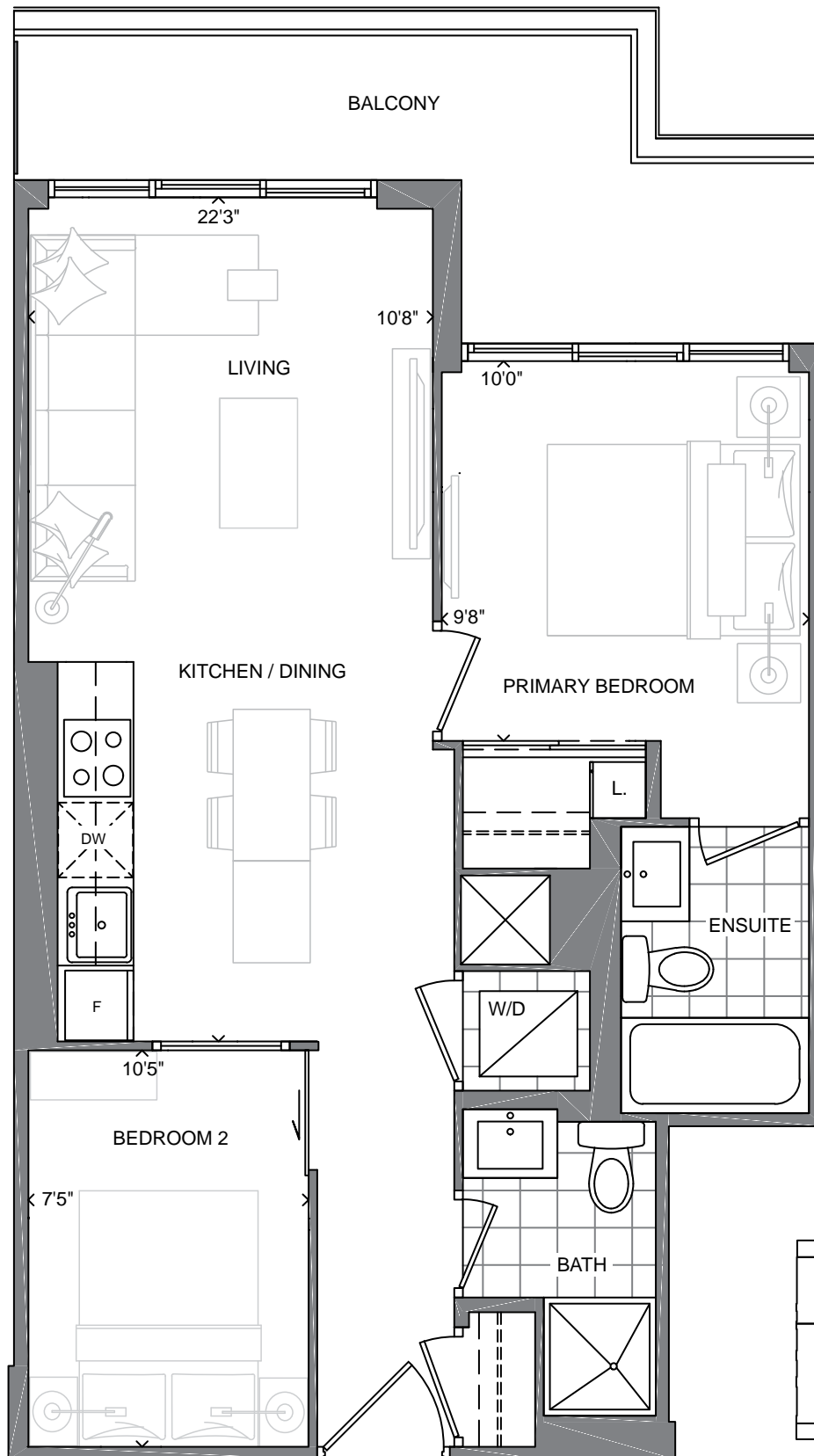
FLOOR 4

The plan is not to scale and is subject to architectural review and revisions, including, without limitation, the Unit shown may be the reverse of the unit purchased. Furniture and kitchen islands displayed are not to scale and shown for illustration purposes only and do not necessarily reflect the electrical plan of the unit. Units are sold unfurnished. All materials, specifications, floorplans, details, stated areas and dimensions, if any, are approximate, and are subject to change without notice in order to comply with building site conditions, municipal, structural, Vendor and/or architectural requirements as well as normal construction variances. Dimensions may exceed the usable floor area. Actual usable floor space may vary from stated floor area, and any floor area calculations shall be measured or determined in accordance with the Home Construction Regulatory Authority's directive. Bulkheads are not shown on this plan and may be located in areas of the unit as required to provide venting, mechanical, utility, servicing and other systems. Balconies and Terraces where applicable are shown for display purposes only and locations and size are subject to change without notice. Exterior elevations and site plan are subject to approval and the purchaser agrees to accept any change. The size, type and locations of windows and mullions are subject to change and will vary per floor. All illustrations are artist's concept only. E. & O. E. (May 2022)

SUITE 2C

TWO BEDROOM + TWO BATH

643 SQ. FT. + APPROX. 121 SQ. FT. BALCONY



FLOORS 6-28

The plan is not to scale and is subject to architectural review and revisions, including, without limitation, the Unit shown may be the reverse of the unit purchased. Furniture and kitchen islands displayed are not to scale and shown for illustration purposes only and do not necessarily reflect the electrical plan of the unit. Units are sold unfurnished. All materials, specifications, floorplans, details, stated areas and dimensions, if any, are approximate, and are subject to change without notice in order to comply with building site conditions, municipal, structural, Vendor and/or architectural requirements as well as normal construction variances. Dimensions may exceed the usable floor area. Actual usable floor space may vary from stated floor area, and any floor area calculations shall be measured or determined in accordance with the Home Construction Regulatory Authority's directive. Bulkheads are not shown on this plan and may be located in areas of the unit as required to provide venting, mechanical, utility, servicing and other systems. Balconies and Terraces where applicable are shown for display purposes only and locations and size are subject to change without notice. Exterior elevations and site plan are subject to approval and the purchaser agrees to accept any change. The size, type and locations of windows and mullions are subject to change and will vary per floor. All illustrations are artist's concept only. E. & O. E. (May 2022)

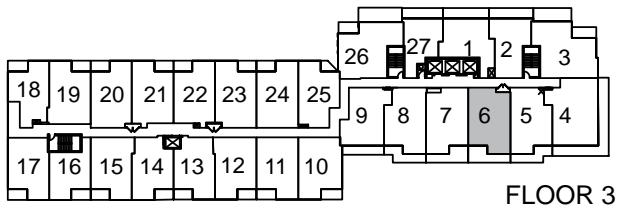
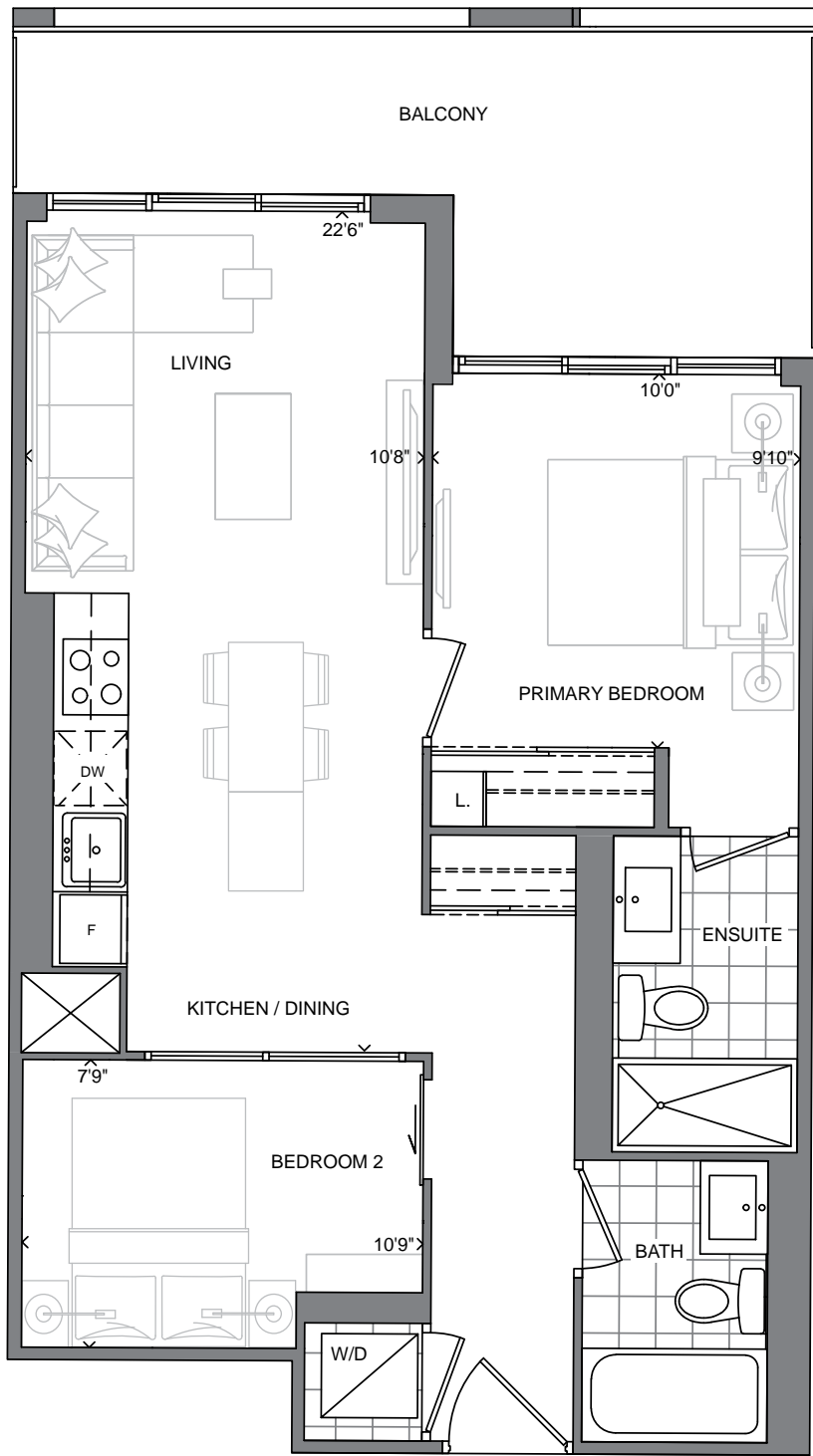
SOUTHPORT
IN SWANSEA

STATE
BUILDING GROUP

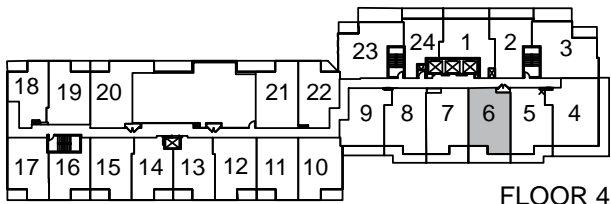
SUITE 2D

TWO BEDROOM + TWO BATH

665 SQ. FT. + APPROX. 135 SQ. FT. BALCONY



FLOOR 3



FLOOR 4

The plan is not to scale and is subject to architectural review and revisions, including, without limitation, the Unit shown may be the reverse of the unit purchased. Furniture and kitchen islands displayed are not to scale and shown for illustration purposes only and do not necessarily reflect the electrical plan of the unit. Units are sold unfurnished. All materials, specifications, floorplans, details, stated areas and dimensions, if any, are approximate, and are subject to change without notice in order to comply with building site conditions, municipal, structural, Vendor and/or architectural requirements as well as normal construction variances. Dimensions may exceed the usable floor area. Actual usable floor space may vary from stated floor area, and any floor area calculations shall be measured or determined in accordance with the Home Construction Regulatory Authority's directive. Bulkheads are not shown on this plan and may be located in areas of the unit as required to provide venting, mechanical, utility, servicing and other systems. Balconies and Terraces where applicable are shown for display purposes only and locations and size are subject to change without notice. Exterior elevations and site plan are subject to approval and the purchaser agrees to accept any change. The size, type and locations of windows and mullions are subject to change and will vary per floor. All illustrations are artist's concept only. E. & O. E. (May 2022)

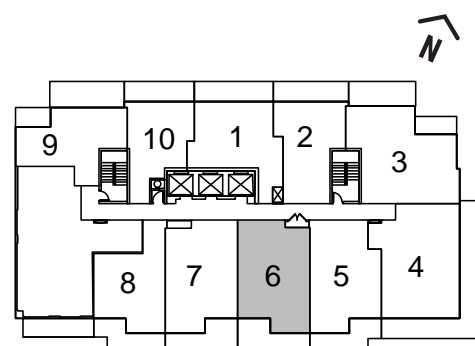
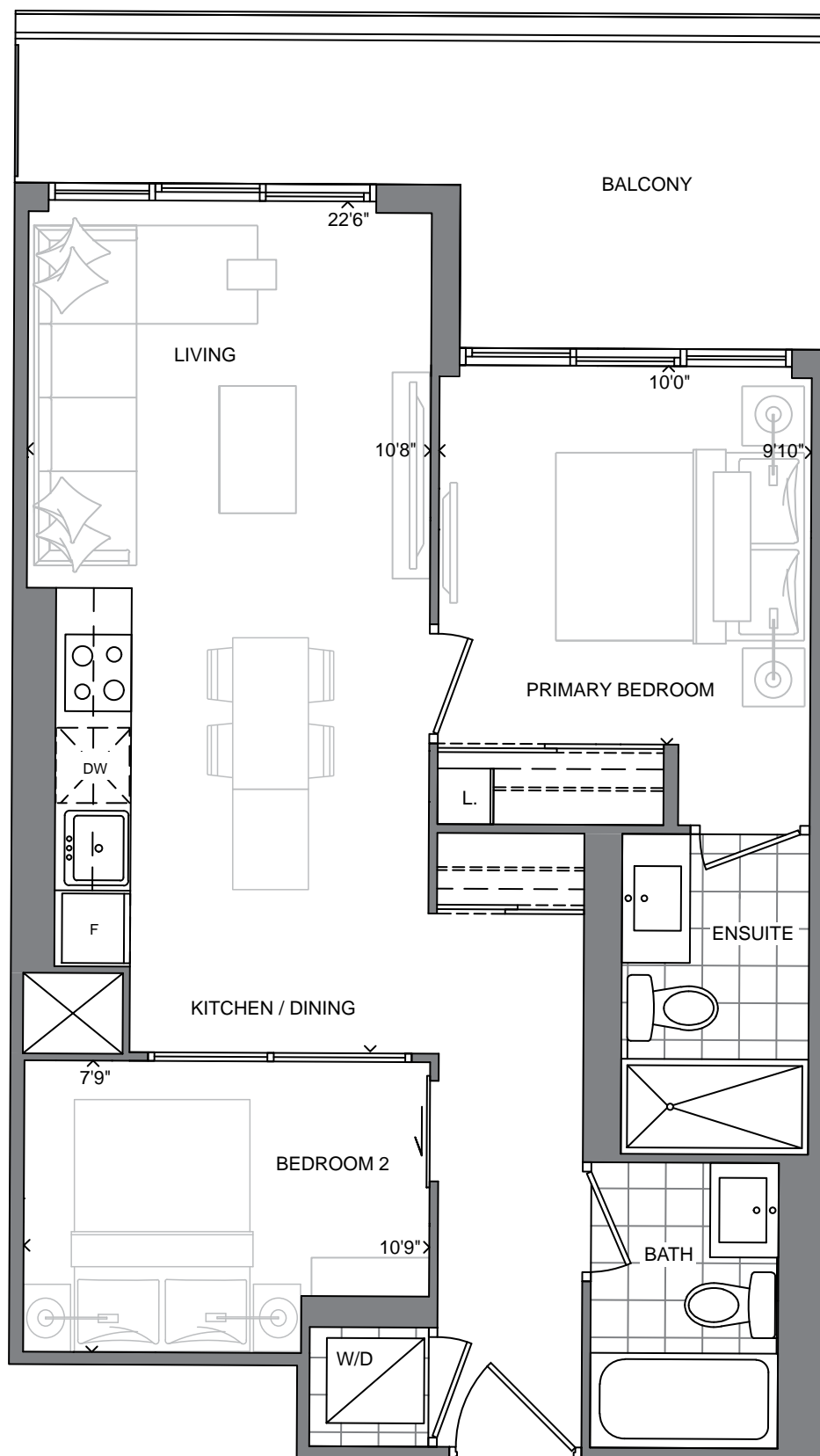
SOUTHPORT
IN SWANSEA

STATE
BUILDING GROUP

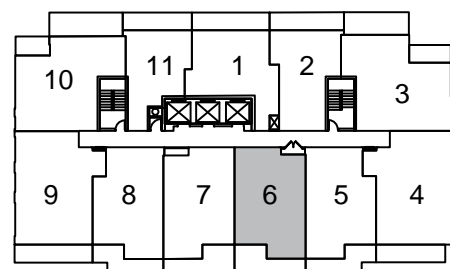
SUITE 2D

TWO BEDROOM + TWO BATH

665 SQ. FT. + APPROX. 138 SQ. FT. BALCONY
(APPROX. 148 SQ. FT. BALCONY ON 5TH FLOOR)



FLOOR 5



FLOORS 6-28

The plan is not to scale and is subject to architectural review and revisions, including, without limitation, the Unit shown may be the reverse of the unit purchased. Furniture and kitchen islands displayed are not to scale and shown for illustration purposes only and do not necessarily reflect the electrical plan of the unit. Units are sold unfurnished. All materials, specifications, floorplans, details, stated areas and dimensions, if any, are approximate, and are subject to change without notice in order to comply with building site conditions, municipal, structural, Vendor and/or architectural requirements as well as normal construction variances. Dimensions may exceed the usable floor area. Actual usable floor space may vary from stated floor area, and any floor area calculations shall be measured or determined in accordance with the Home Construction Regulatory Authority's directive. Bulkheads are not shown on this plan and may be located in areas of the unit as required to provide venting, mechanical, utility, servicing and other systems. Balconies and Terraces where applicable are shown for display purposes only and locations and size are subject to change without notice. Exterior elevations and site plan are subject to approval and the purchaser agrees to accept any change. The size, type and locations of windows and mullions are subject to change and will vary per floor. All illustrations are artist's concept only. E. & O. E. (May 2022)

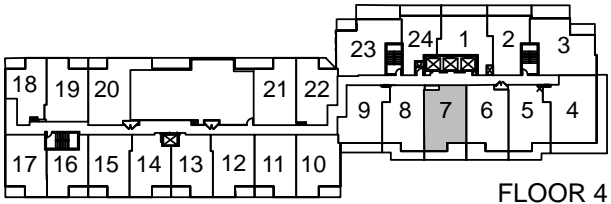
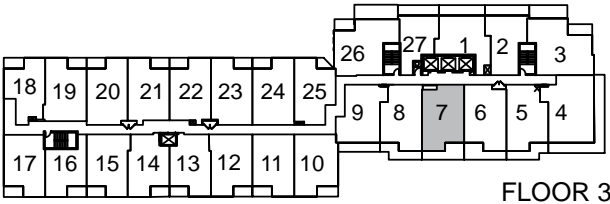
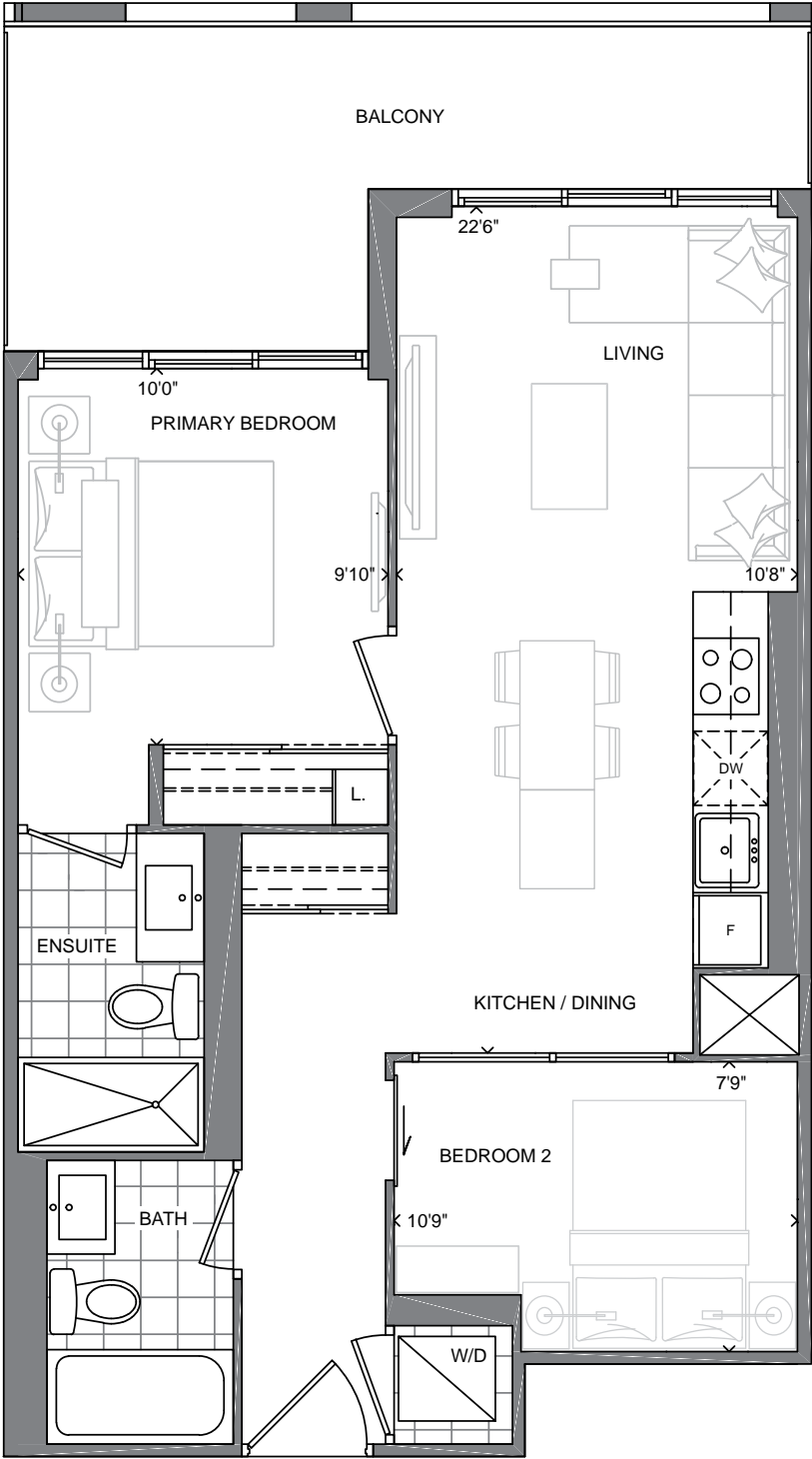
SOUTHPORT
IN SWANSEA

STATE
BUILDING GROUP

SUITE 2E

TWO BEDROOM + TWO BATH

665 SQ. FT. + APPROX. 135 SQ. FT. BALCONY



The plan is not to scale and is subject to architectural review and revisions, including, without limitation, the Unit shown may be the reverse of the unit purchased. Furniture and kitchen islands displayed are not to scale and shown for illustration purposes only and do not necessarily reflect the electrical plan of the unit. Units are sold unfurnished. All materials, specifications, floorplans, details, stated areas and dimensions, if any, are approximate, and are subject to change without notice in order to comply with building site conditions, municipal, structural, Vendor and/or architectural requirements as well as normal construction variances. Dimensions may exceed the usable floor area. Actual usable floor space may vary from stated floor area, and any floor area calculations shall be measured or determined in accordance with the Home Construction Regulatory Authority's directive. Bulkheads are not shown on this plan and may be located in areas of the unit as required to provide venting, mechanical, utility, servicing and other systems. Balconies and Terraces where applicable are shown for display purposes only and locations and size are subject to change without notice. Exterior elevations and site plan are subject to approval and the purchaser agrees to accept any change. The size, type and locations of windows and mullions are subject to change and will vary per floor. All illustrations are artist's concept only. E. & O. E. (May 2022)

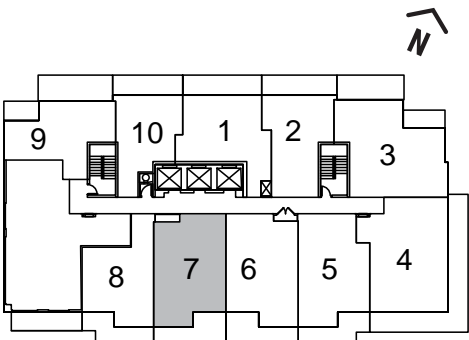
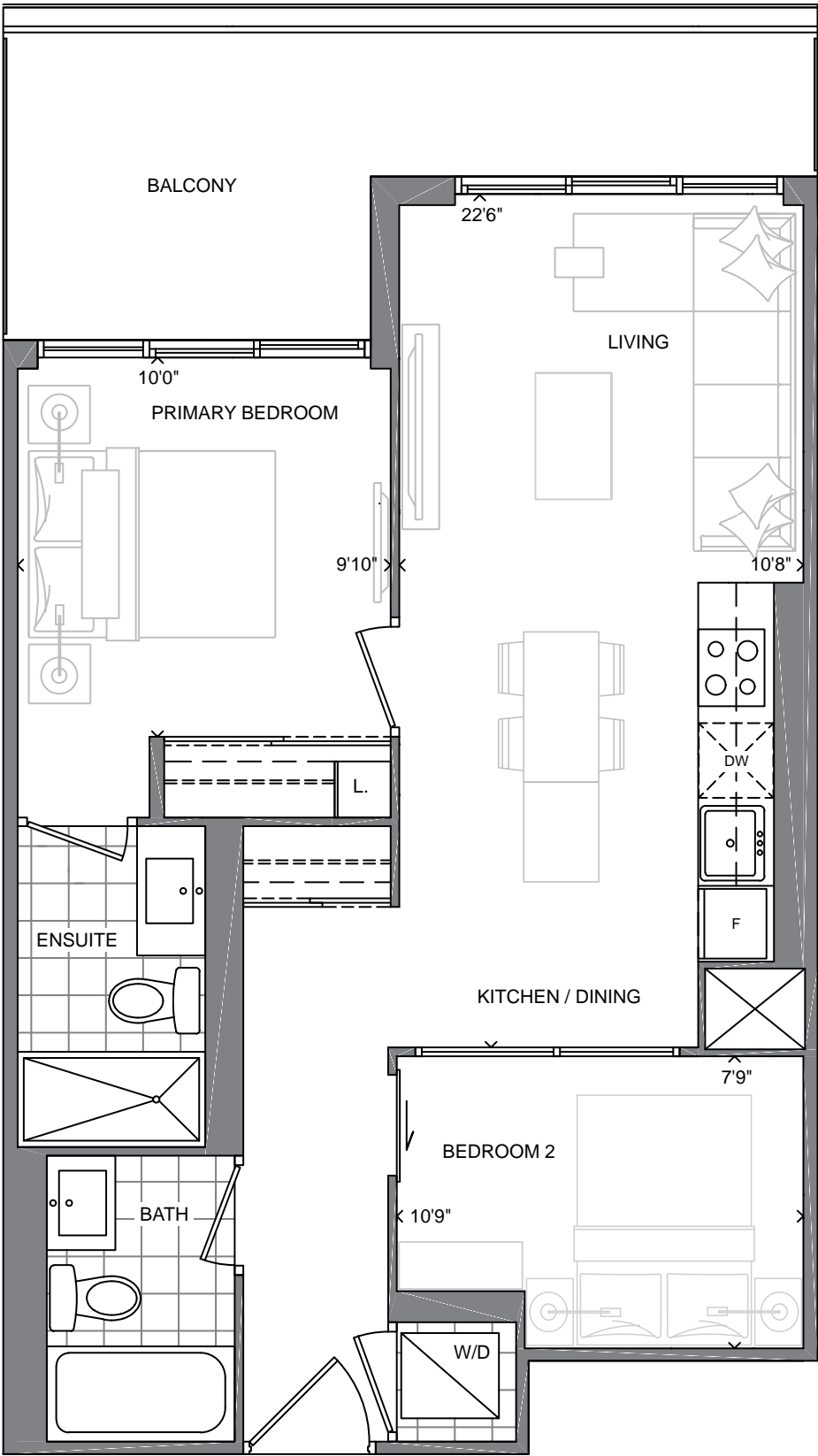
SOUTHPORT
IN SWANSEA

STATE
BUILDING GROUP

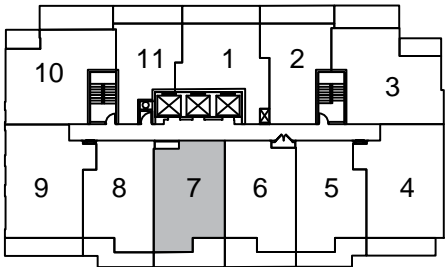
SUITE 2E

TWO BEDROOM + TWO BATH

665 SQ. FT. + APPROX. 138 SQ. FT. BALCONY
(APPROX. 148 SQ. FT. BALCONY ON 5TH FLOOR)



FLOOR 5



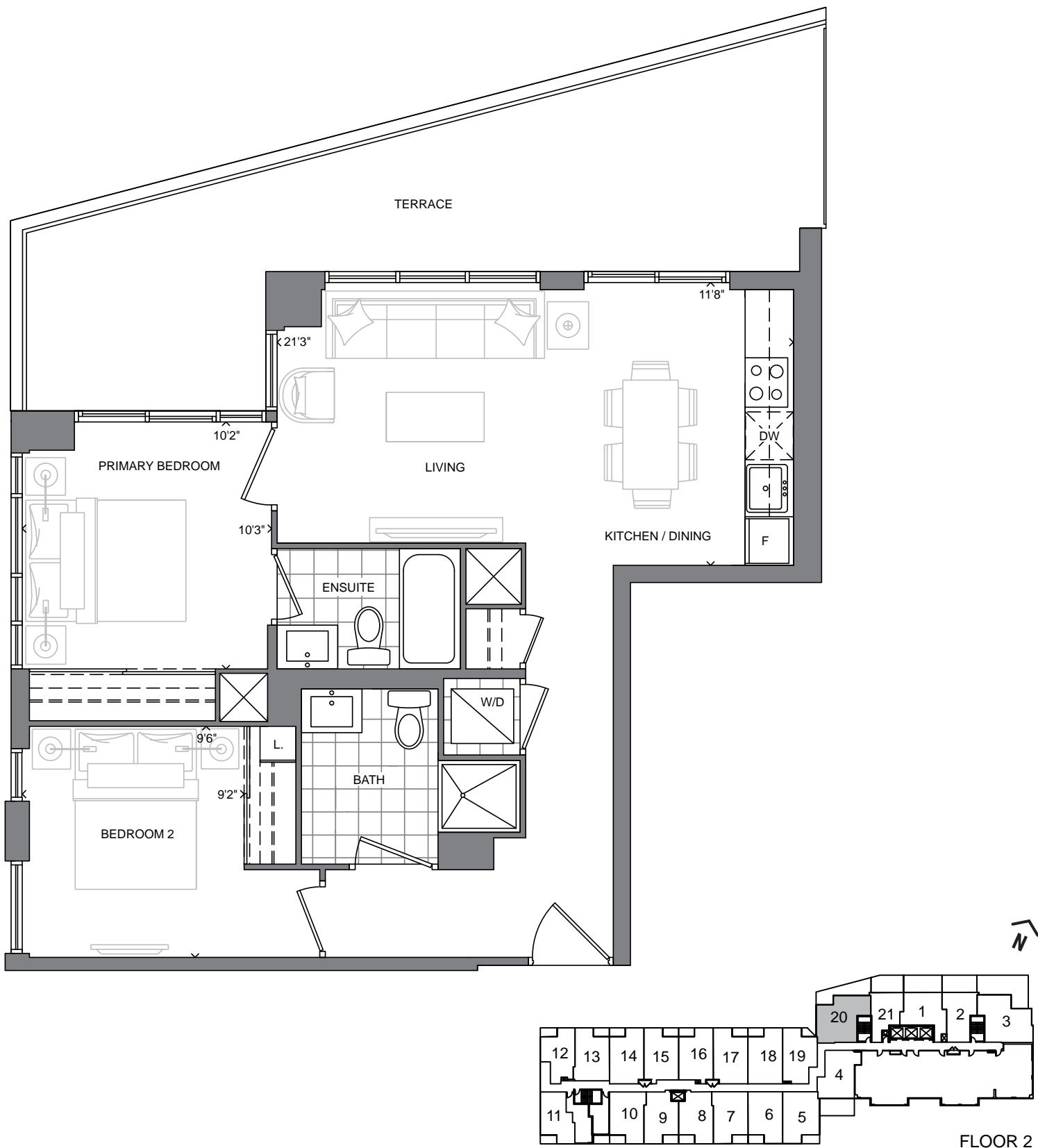
FLOORS 6-28

The plan is not to scale and is subject to architectural review and revisions, including, without limitation, the Unit shown may be the reverse of the unit purchased. Furniture and kitchen islands displayed are not to scale and shown for illustration purposes only and do not necessarily reflect the electrical plan of the unit. Units are sold unfurnished. All materials, specifications, floorplans, details, stated areas and dimensions, if any, are approximate, and are subject to change without notice in order to comply with building site conditions, municipal, structural, Vendor and/or architectural requirements as well as normal construction variances. Dimensions may exceed the usable floor area. Actual usable floor space may vary from stated floor area, and any floor area calculations shall be measured or determined in accordance with the Home Construction Regulatory Authority's directive. Bulkheads are not shown on this plan and may be located in areas of the unit as required to provide venting, mechanical, utility, servicing and other systems. Balconies and Terraces where applicable are shown for display purposes only and locations and size are subject to change without notice. Exterior elevations and site plan are subject to approval and the purchaser agrees to accept any change. The size, type and locations of windows and mullions are subject to change and will vary per floor. All illustrations are artist's concept only. E. & O. E. (May 2022)

SUITE 2F

TWO BEDROOM + TWO BATH

772 SQ. FT. + APPROX. 276 SQ. FT. TERRACE



The plan is not to scale and is subject to architectural review and revisions, including, without limitation, the Unit shown may be the reverse of the unit purchased. Furniture and kitchen islands displayed are not to scale and shown for illustration purposes only and do not necessarily reflect the electrical plan of the unit. Units are sold unfurnished. All materials, specifications, floorplans, details, stated areas and dimensions, if any, are approximate, and are subject to change without notice in order to comply with building site conditions, municipal, structural, Vendor and/or architectural requirements as well as normal construction variances. Dimensions may exceed the usable floor area. Actual usable floor space may vary from stated floor area, and any floor area calculations shall be measured or determined in accordance with the Home Construction Regulatory Authority's directive. Bulkheads are not shown on this plan and may be located in areas of the unit as required to provide venting, mechanical, utility, servicing and other systems. Balconies and Terraces where applicable are shown for display purposes only and locations and size are subject to change without notice. Exterior elevations and site plan are subject to approval and the purchaser agrees to accept any change. The size, type and locations of windows and mullions are subject to change and will vary per floor. All illustrations are artist's concept only. E. & O. E. (May 2022)

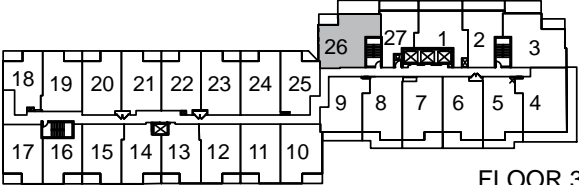
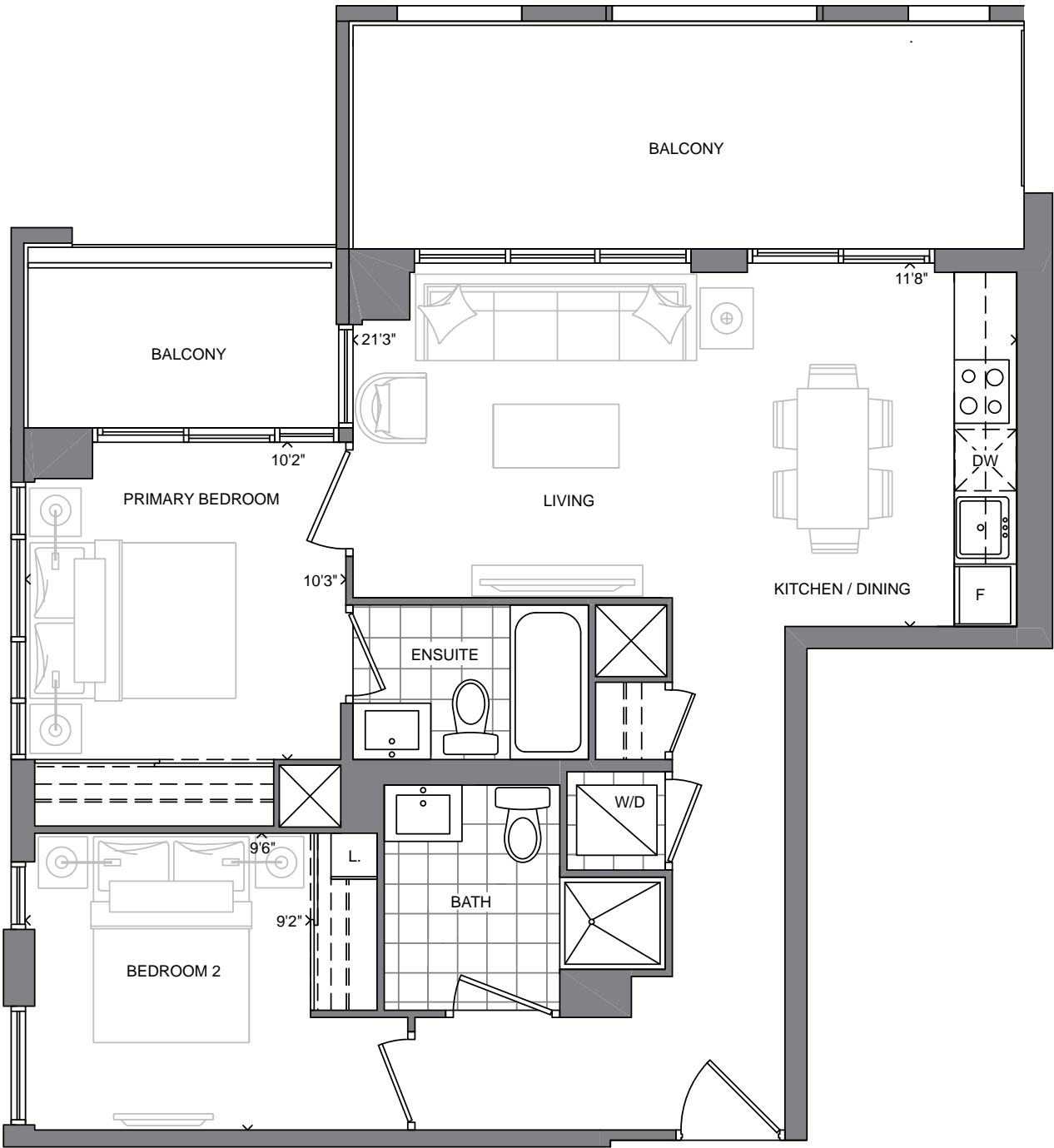
SOUTHPORT
IN SWANSEA

STATE
BUILDING GROUP

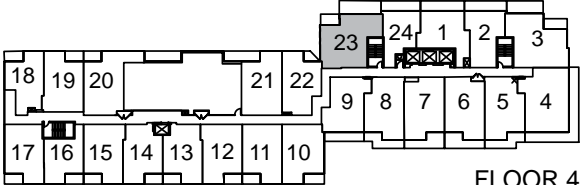
SUITE 2F

TWO BEDROOM + TWO BATH

772 SQ. FT. + APPROX. 220 SQ. FT. BALCONY



FLOOR 3



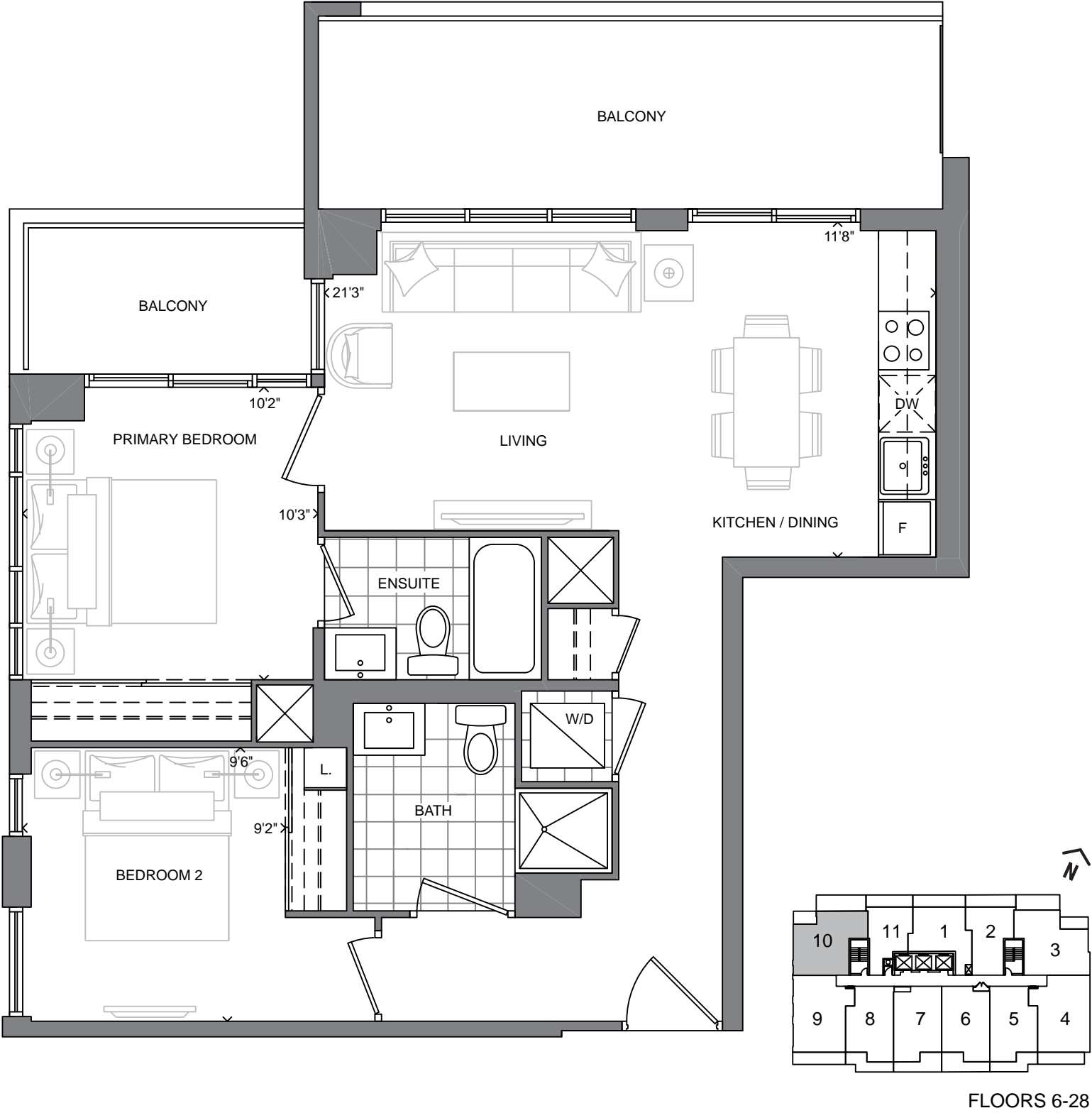
FLOOR 4

The plan is not to scale and is subject to architectural review and revisions, including, without limitation, the Unit shown may be the reverse of the unit purchased. Furniture and kitchen islands displayed are not to scale and shown for illustration purposes only and do not necessarily reflect the electrical plan of the unit. Units are sold unfurnished. All materials, specifications, floorplans, details, stated areas and dimensions, if any, are approximate, and are subject to change without notice in order to comply with building site conditions, municipal, structural, Vendor and/or architectural requirements as well as normal construction variances. Dimensions may exceed the usable floor area. Actual usable floor space may vary from stated floor area, and any floor area calculations shall be measured or determined in accordance with the Home Construction Regulatory Authority's directive. Bulkheads are not shown on this plan and may be located in areas of the unit as required to provide venting, mechanical, utility, servicing and other systems. Balconies and Terraces where applicable are shown for display purposes only and locations and size are subject to change without notice. Exterior elevations and site plan are subject to approval and the purchaser agrees to accept any change. The size, type and locations of windows and mullions are subject to change and will vary per floor. All illustrations are artist's concept only. E. & O. E. (May 2022)

SUITE 2F

TWO BEDROOM + TWO BATH

772 SQ. FT. + APPROX. 220 SQ. FT. BALCONY



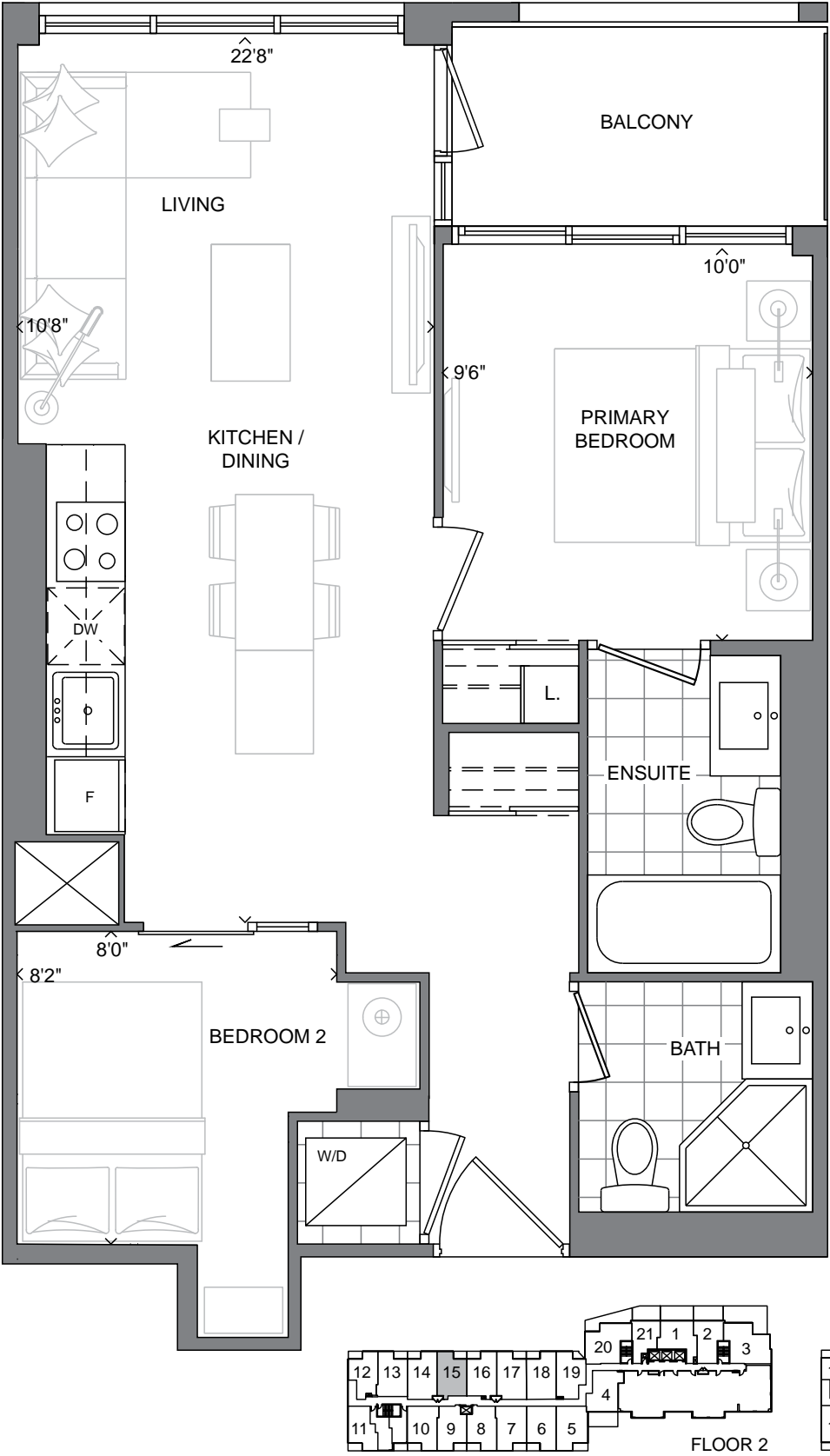
FLOORS 6-28

The plan is not to scale and is subject to architectural review and revisions, including, without limitation, the Unit shown may be the reverse of the unit purchased. Furniture and kitchen islands displayed are not to scale and shown for illustration purposes only and do not necessarily reflect the electrical plan of the unit. Units are sold unfurnished. All materials, specifications, floorplans, details, stated areas and dimensions, if any, are approximate, and are subject to change without notice in order to comply with building site conditions, municipal, structural, Vendor and/or architectural requirements as well as normal construction variances. Dimensions may exceed the usable floor area. Actual usable floor space may vary from stated floor area, and any floor area calculations shall be measured or determined in accordance with the Home Construction Regulatory Authority's directive. Bulkheads are not shown on this plan and may be located in areas of the unit as required to provide venting, mechanical, utility, servicing and other systems. Balconies and Terraces where applicable are shown for display purposes only and locations and size are subject to change without notice. Exterior elevations and site plan are subject to approval and the purchaser agrees to accept any change. The size, type and locations of windows and mullions are subject to change and will vary per floor. All illustrations are artist's concept only. E. & O. E. (May 2022)

SUITE 2G

TWO BEDROOM + TWO BATH

632 SQ. FT. + APPROX. 50 SQ. FT. BALCONY



The plan is not to scale and is subject to architectural review and revisions, including, without limitation, the Unit shown may be the reverse of the unit purchased. Furniture and kitchen islands displayed are not to scale and shown for illustration purposes only and do not necessarily reflect the electrical plan of the unit. Units are sold unfurnished. All materials, specifications, floorplans, details, stated areas and dimensions, if any, are approximate, and are subject to change without notice in order to comply with building site conditions, municipal, structural, Vendor and/or architectural requirements as well as normal construction variances. Dimensions may exceed the usable floor area. Actual usable floor space may vary from stated floor area, and any floor area calculations shall be measured or determined in accordance with the Home Construction Regulatory Authority's directive. Bulkheads are not shown on this plan and may be located in areas of the unit as required to provide venting, mechanical, utility, servicing and other systems. Balconies and Terraces where applicable are shown for display purposes only and locations and size are subject to change without notice. Exterior elevations and site plan are subject to approval and the purchaser agrees to accept any change. The size, type and locations of windows and mullions are subject to change and will vary per floor. All illustrations are artist's concept only. E. & O. E. (May 2022)

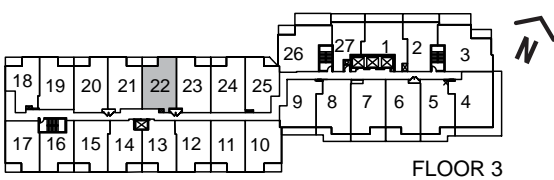
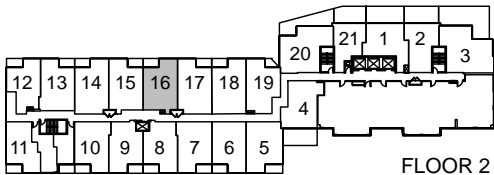
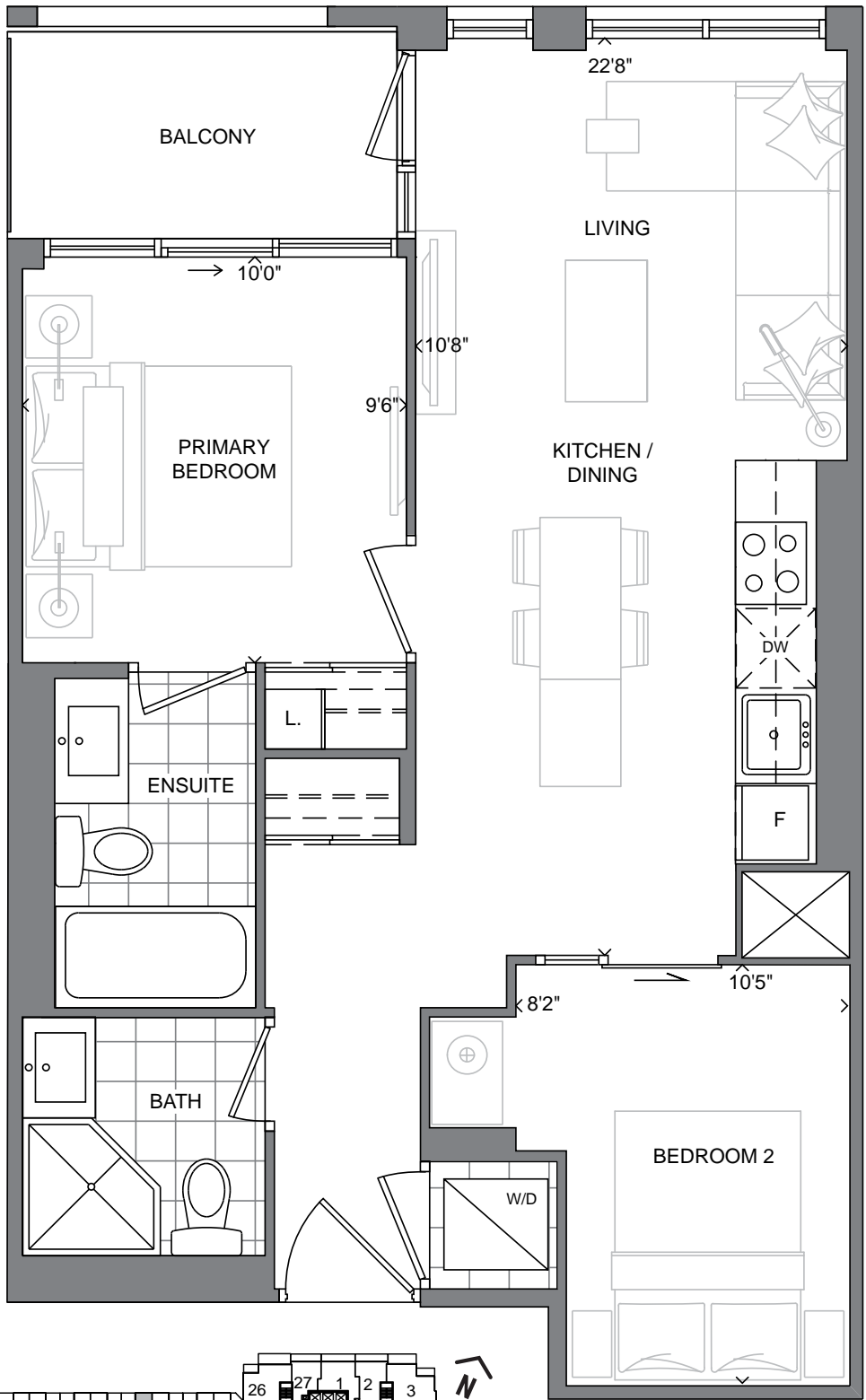
SOUTHPORT
IN SWANSEA

STATE
BUILDING GROUP

SUITE 2H

TWO BEDROOM + TWO BATH

643 SQ. FT. + APPROX. 50 SQ. FT. BALCONY



The plan is not to scale and is subject to architectural review and revisions, including, without limitation, the Unit shown may be the reverse of the unit purchased. Furniture and kitchen islands displayed are not to scale and shown for illustration purposes only and do not necessarily reflect the electrical plan of the unit. Units are sold unfurnished. All materials, specifications, floorplans, details, stated areas and dimensions, if any, are approximate, and are subject to change without notice in order to comply with building site conditions, municipal, structural, Vendor and/or architectural requirements as well as normal construction variances. Dimensions may exceed the usable floor area. Actual usable floor space may vary from stated floor area, and any floor area calculations shall be measured or determined in accordance with the Home Construction Regulatory Authority's directive. Bulkheads are not shown on this plan and may be located in areas of the unit as required to provide venting, mechanical, utility, servicing and other systems. Balconies and Terraces where applicable are shown for display purposes only and locations and size are subject to change without notice. Exterior elevations and site plan are subject to approval and the purchaser agrees to accept any change. The size, type and locations of windows and mullions are subject to change and will vary per floor. All illustrations are artist's concept only. E. & O. E. (May 2022)

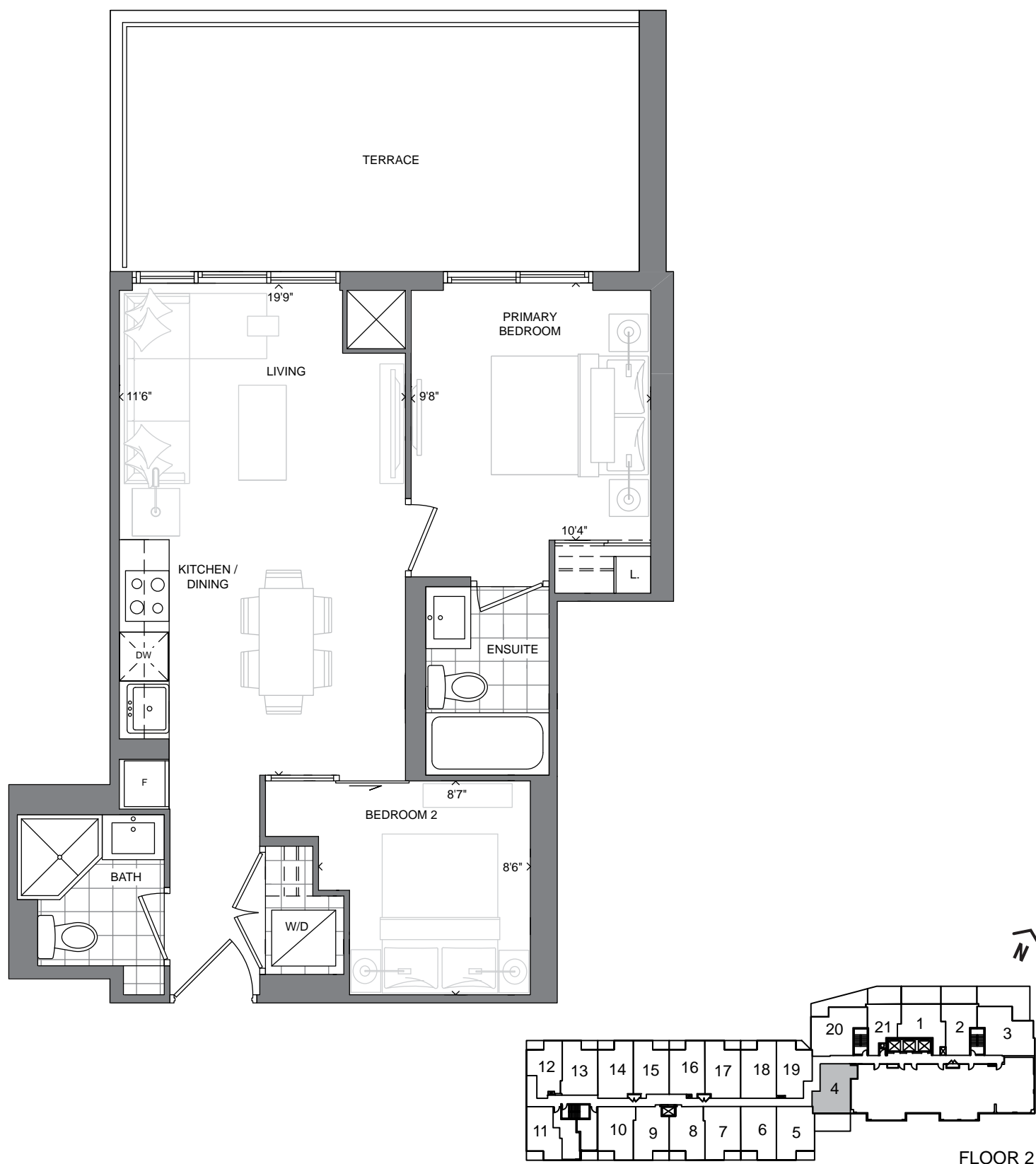
SOUTHPORT
IN SWANSEA

STATE
BUILDING GROUP

SUITE 2J

TWO BEDROOM + TWO BATH

620 SQ. FT. + APPROX. 223 SQ. FT. TERRACE



The plan is not to scale and is subject to architectural review and revisions, including, without limitation, the Unit shown may be the reverse of the unit purchased. Furniture and kitchen islands displayed are not to scale and shown for illustration purposes only and do not necessarily reflect the electrical plan of the unit. Units are sold unfurnished. All materials, specifications, floorplans, details, stated areas and dimensions, if any, are approximate, and are subject to change without notice in order to comply with building site conditions, municipal, structural, Vendor and/or architectural requirements as well as normal construction variances. Dimensions may exceed the usable floor area. Actual usable floor space may vary from stated floor area, and any floor area calculations shall be measured or determined in accordance with the Home Construction Regulatory Authority's directive. Bulkheads are not shown on this plan and may be located in areas of the unit as required to provide venting, mechanical, utility, servicing and other systems. Balconies and Terraces where applicable are shown for display purposes only and locations and size are subject to change without notice. Exterior elevations and site plan are subject to approval and the purchaser agrees to accept any change. The size, type and locations of windows and mullions are subject to change and will vary per floor. All illustrations are artist's concept only. E. & O. E. (May 2022)

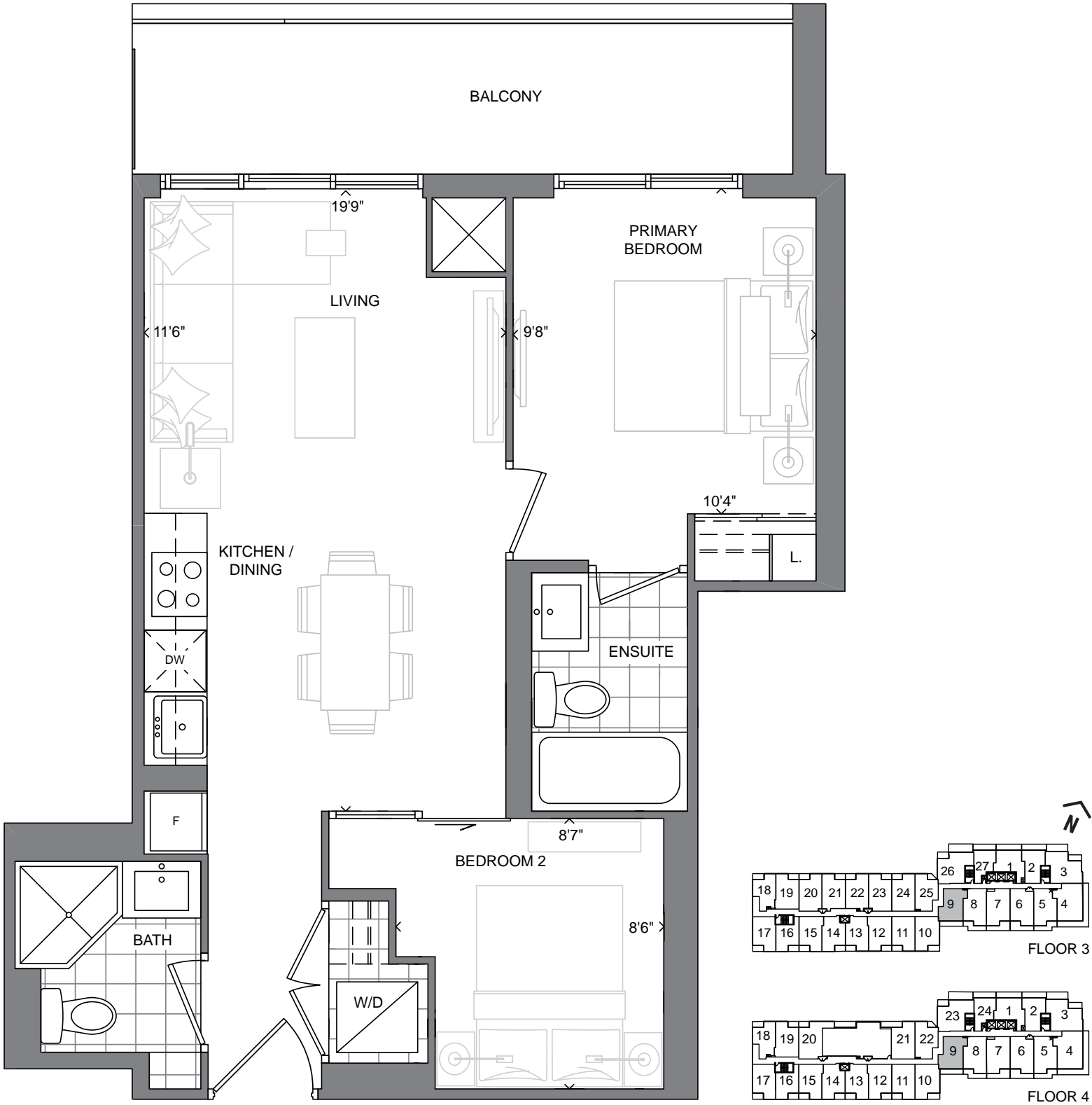
SOUTHPORT
IN SWANSEA

STATE
BUILDING GROUP

SUITE 2J

TWO BEDROOM + TWO BATH

620 SQ. FT. + APPROX. 100 SQ. FT. BALCONY



The plan is not to scale and is subject to architectural review and revisions, including, without limitation, the Unit shown may be the reverse of the unit purchased. Furniture and kitchen islands displayed are not to scale and shown for illustration purposes only and do not necessarily reflect the electrical plan of the unit. Units are sold unfurnished. All materials, specifications, floorplans, details, stated areas and dimensions, if any, are approximate, and are subject to change without notice in order to comply with building site conditions, municipal, structural, Vendor and/or architectural requirements as well as normal construction variances. Dimensions may exceed the usable floor area. Actual usable floor space may vary from stated floor area, and any floor area calculations shall be measured or determined in accordance with the Home Construction Regulatory Authority's directive. Bulkheads are not shown on this plan and may be located in areas of the unit as required to provide venting, mechanical, utility, servicing and other systems. Balconies and Terraces where applicable are shown for display purposes only and locations and size are subject to change without notice. Exterior elevations and site plan are subject to approval and the purchaser agrees to accept any change. The size, type and locations of windows and mullions are subject to change and will vary per floor. All illustrations are artist's concept only. E. & O. E. (May 2022)

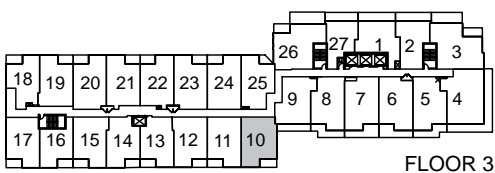
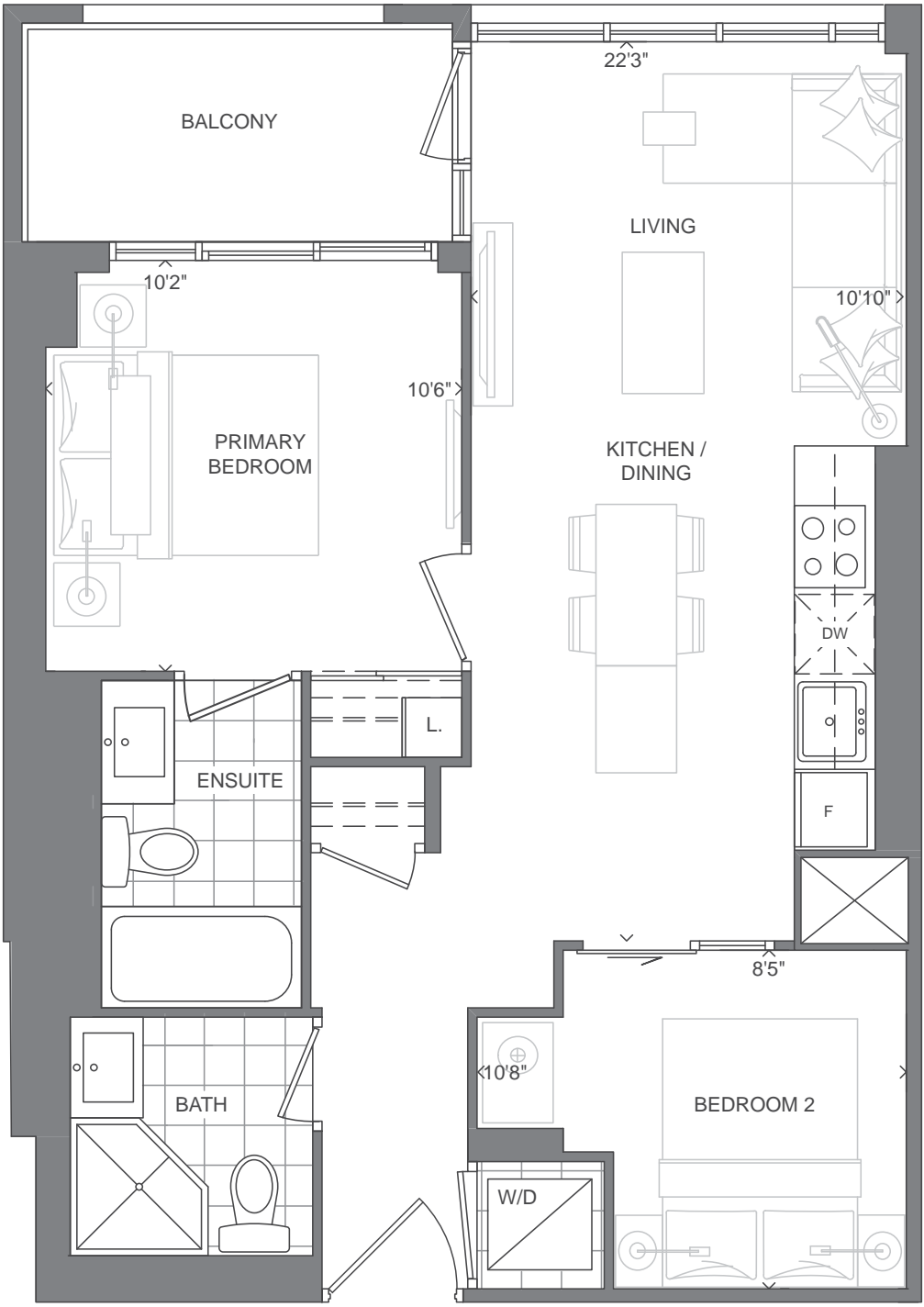
SOUTHPORT
IN SWANSEA

STATE
BUILDING GROUP

SUITE 2K

TWO BEDROOM + TWO BATH

660 SQ. FT. + APPROX. 54 SQ. FT. BALCONY

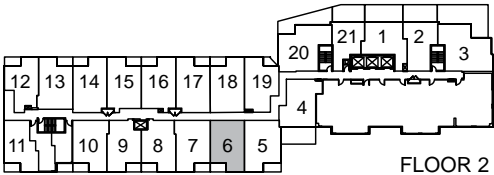
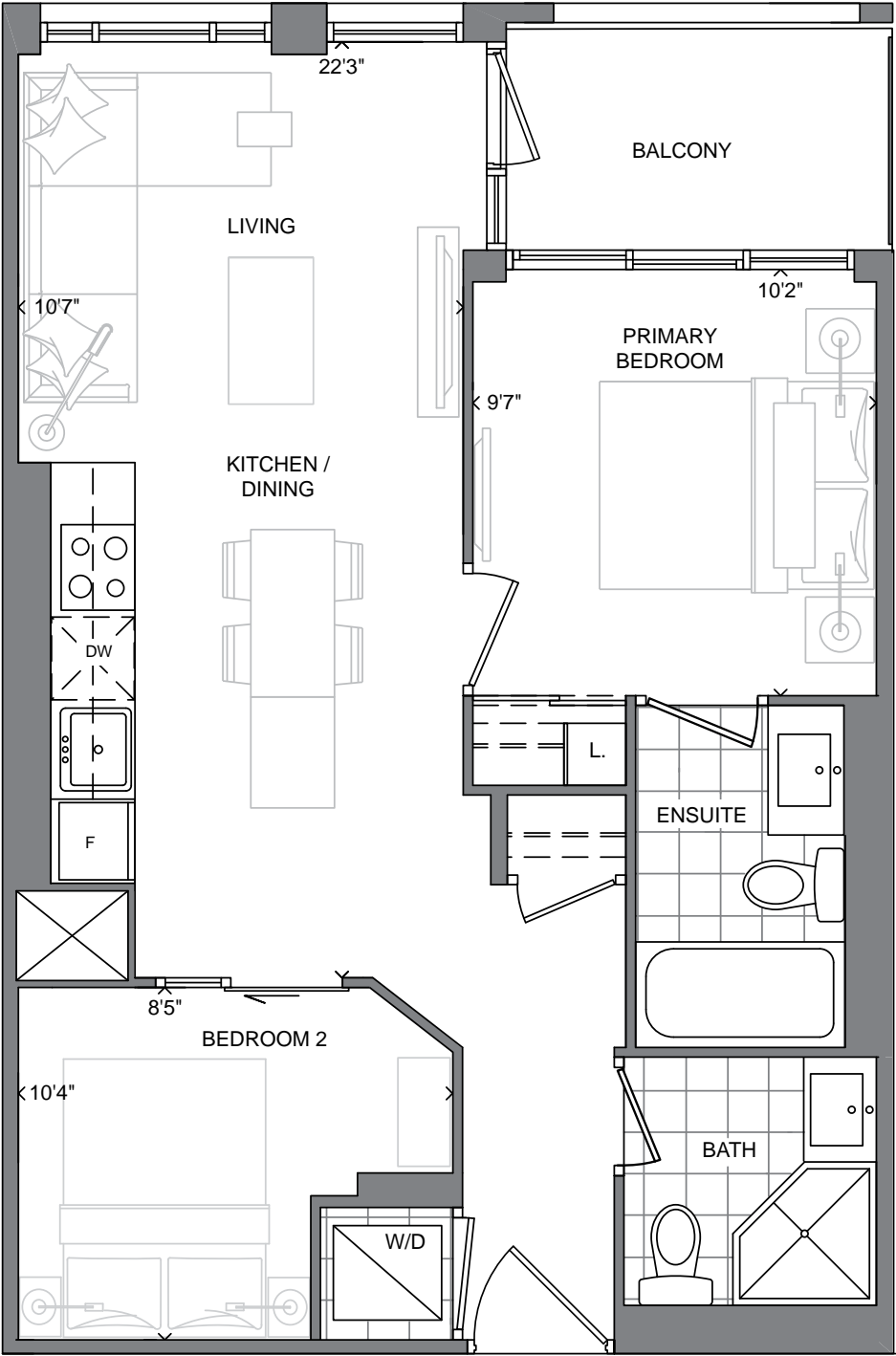


The plan is not to scale and is subject to architectural review and revisions, including, without limitation, the Unit shown may be the reverse of the unit purchased. Furniture and kitchen islands displayed are not to scale and shown for illustration purposes only and do not necessarily reflect the electrical plan of the unit. Units are sold unfurnished. All materials, specifications, floorplans, details, stated areas and dimensions, if any, are approximate, and are subject to change without notice in order to comply with building site conditions, municipal, structural, Vendor and/or architectural requirements as well as normal construction variances. Dimensions may exceed the usable floor area. Actual usable floor space may vary from stated floor area, and any floor area calculations shall be measured or determined in accordance with the Home Construction Regulatory Authority's directive. Bulkheads are not shown on this plan and may be located in areas of the unit as required to provide venting, mechanical, utility, servicing and other systems. Balconies and Terraces where applicable are shown for display purposes only and locations and size are subject to change without notice. Exterior elevations and site plan are subject to approval and the purchaser agrees to accept any change. The size, type and locations of windows and mullions are subject to change and will vary per floor. All illustrations are artist's concept only. E. & O. E. (May 2022)

SUITE 2L

TWO BEDROOM + TWO BATH

624 SQ. FT. + APPROX. 50 SQ. FT. BALCONY



The plan is not to scale and is subject to architectural review and revisions, including, without limitation, the Unit shown may be the reverse of the unit purchased. Furniture and kitchen islands displayed are not to scale and shown for illustration purposes only and do not necessarily reflect the electrical plan of the unit. Units are sold unfurnished. All materials, specifications, floorplans, details, stated areas and dimensions, if any, are approximate, and are subject to change without notice in order to comply with building site conditions, municipal, structural, Vendor and/or architectural requirements as well as normal construction variances. Dimensions may exceed the usable floor area. Actual usable floor space may vary from stated floor area, and any floor area calculations shall be measured or determined in accordance with the Home Construction Regulatory Authority's directive. Bulkheads are not shown on this plan and may be located in areas of the unit as required to provide venting, mechanical, utility, servicing and other systems. Balconies and Terraces where applicable are shown for display purposes only and locations and size are subject to change without notice. Exterior elevations and site plan are subject to approval and the purchaser agrees to accept any change. The size, type and locations of windows and mullions are subject to change and will vary per floor. All illustrations are artist's concept only. E. & O. E. (May 2022)

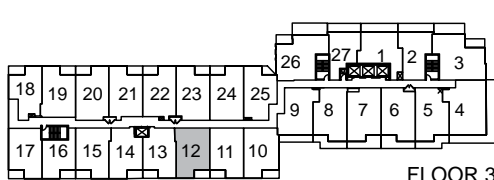
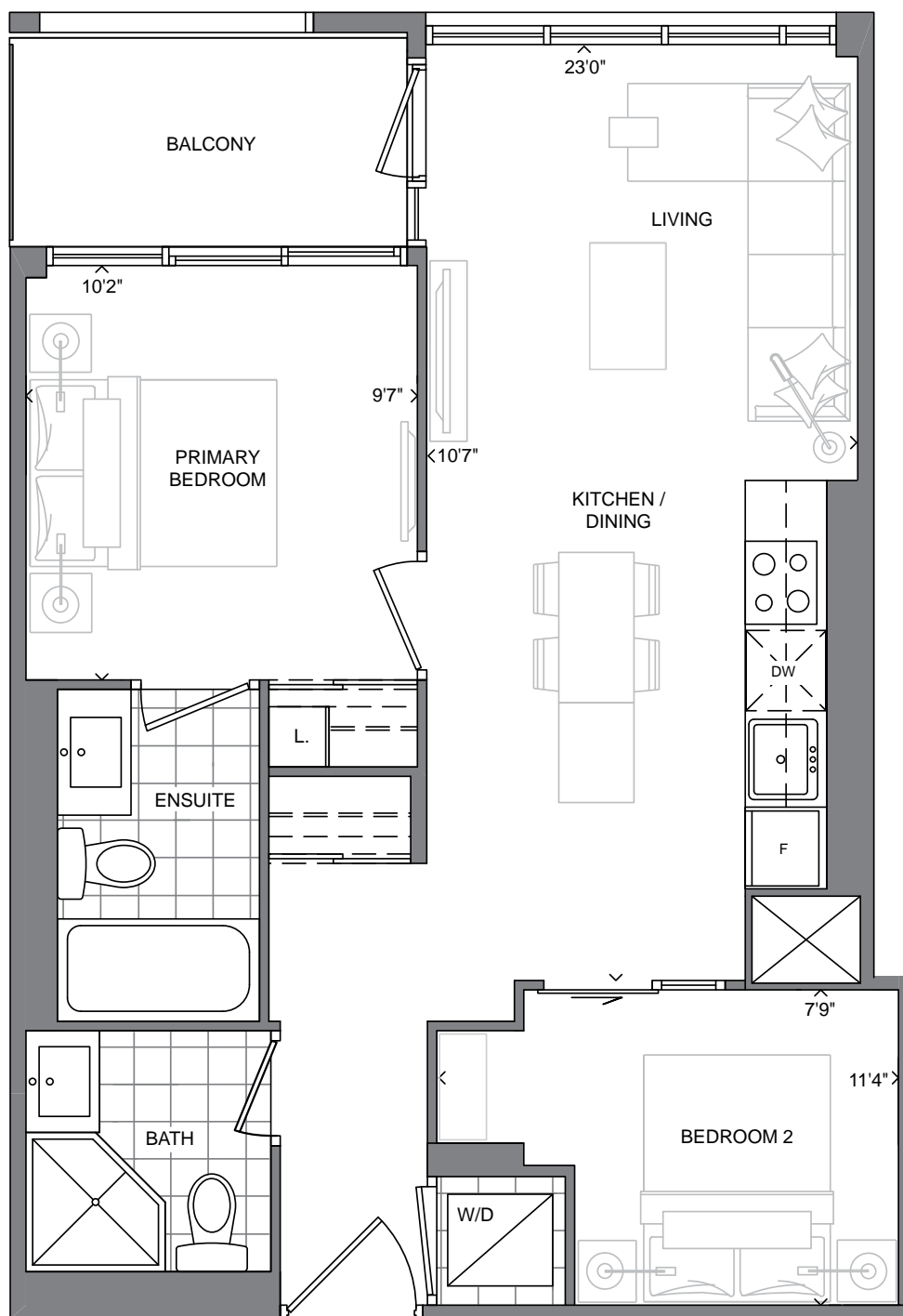
SOUTHPORT
IN SWANSEA

STATE
BUILDING GROUP

SUITE 2M

TWO BEDROOM + TWO BATH

630 SQ. FT. + APPROX. 50 SQ. FT. BALCONY



The plan is not to scale and is subject to architectural review and revisions, including, without limitation, the Unit shown may be the reverse of the unit purchased. Furniture and kitchen islands displayed are not to scale and shown for illustration purposes only and do not necessarily reflect the electrical plan of the unit. Units are sold unfurnished. All materials, specifications, floorplans, details, stated areas and dimensions, if any, are approximate, and are subject to change without notice in order to comply with building site conditions, municipal, structural, Vendor and/or architectural requirements as well as normal construction variances. Dimensions may exceed the usable floor area. Actual usable floor space may vary from stated floor area, and any floor area calculations shall be measured or determined in accordance with the Home Construction Regulatory Authority's directive. Bulkheads are not shown on this plan and may be located in areas of the unit as required to provide venting, mechanical, utility, servicing and other systems. Balconies and Terraces where applicable are shown for display purposes only and locations and size are subject to change without notice. Exterior elevations and site plan are subject to approval and the purchaser agrees to accept any change. The size, type and locations of windows and mullions are subject to change and will vary per floor. All illustrations are artist's concept only. E. & O. E. (May 2022)

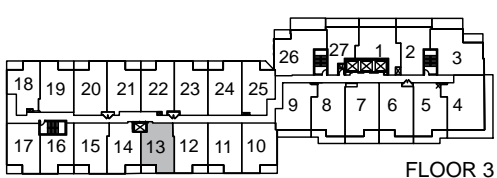
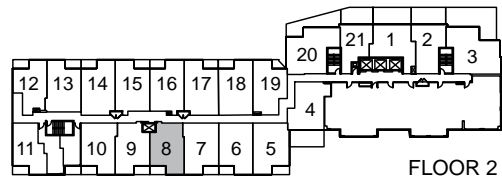
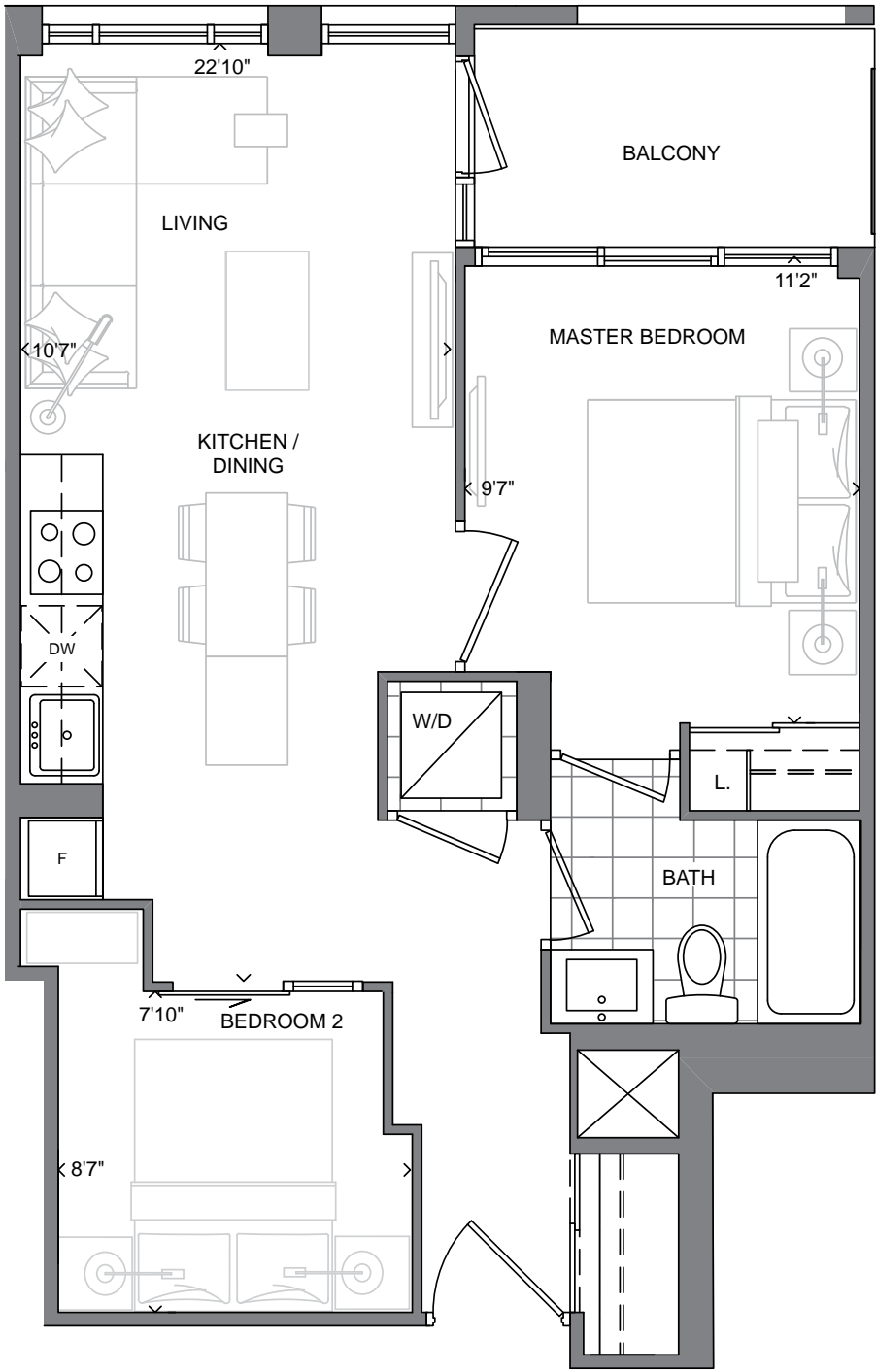
SOUTHPORT
IN SWANSEA

STATE
BUILDING GROUP

SUITE 2N

TWO BEDROOM + ONE BATH

594 SQ. FT. + APPROX. 50 SQ. FT. BALCONY



The plan is not to scale and is subject to architectural review and revisions, including, without limitation, the Unit shown may be the reverse of the unit purchased. Furniture and kitchen islands displayed are not to scale and shown for illustration purposes only and do not necessarily reflect the electrical plan of the unit. Units are sold unfurnished. All materials, specifications, floorplans, details, stated areas and dimensions, if any, are approximate, and are subject to change without notice in order to comply with building site conditions, municipal, structural, Vendor and/or architectural requirements as well as normal construction variances. Dimensions may exceed the usable floor area. Actual usable floor space may vary from stated floor area, and any floor area calculations shall be measured or determined in accordance with the Home Construction Regulatory Authority's directive. Bulkheads are not shown on this plan and may be located in areas of the unit as required to provide venting, mechanical, utility, servicing and other systems. Balconies and Terraces where applicable are shown for display purposes only and locations and size are subject to change without notice. Exterior elevations and site plan are subject to approval and the purchaser agrees to accept any change. The size, type and locations of windows and mullions are subject to change and will vary per floor. All illustrations are artist's concept only. E. & O. E. (May 2022)

SUITE 2P

TWO BEDROOM + ONE BATH

590 SQ. FT. + APPROX. 45 SQ. FT. BALCONY



The plan is not to scale and is subject to architectural review and revisions, including, without limitation, the Unit shown may be the reverse of the unit purchased. Furniture and kitchen islands displayed are not to scale and shown for illustration purposes only and do not necessarily reflect the electrical plan of the unit. Units are sold unfurnished. All materials, specifications, floorplans, details, stated areas and dimensions, if any, are approximate, and are subject to change without notice in order to comply with building site conditions, municipal, structural, Vendor and/or architectural requirements as well as normal construction variances. Dimensions may exceed the usable floor area. Actual usable floor space may vary from stated floor area, and any floor area calculations shall be measured or determined in accordance with the Home Construction Regulatory Authority's directive. Bulkheads are not shown on this plan and may be located in areas of the unit as required to provide venting, mechanical, utility, servicing and other systems. Balconies and Terraces where applicable are shown for display purposes only and locations and size are subject to change without notice. Exterior elevations and site plan are subject to approval and the purchaser agrees to accept any change. The size, type and locations of windows and mullions are subject to change and will vary per floor. All illustrations are artist's concept only. E. & O. E. (May 2022)

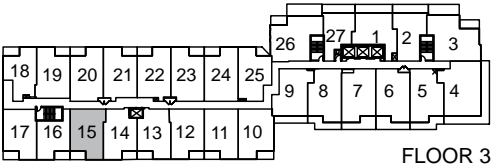
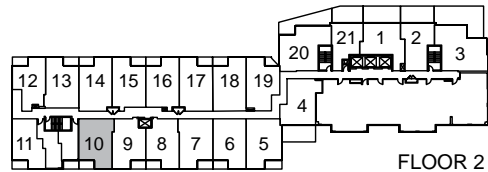
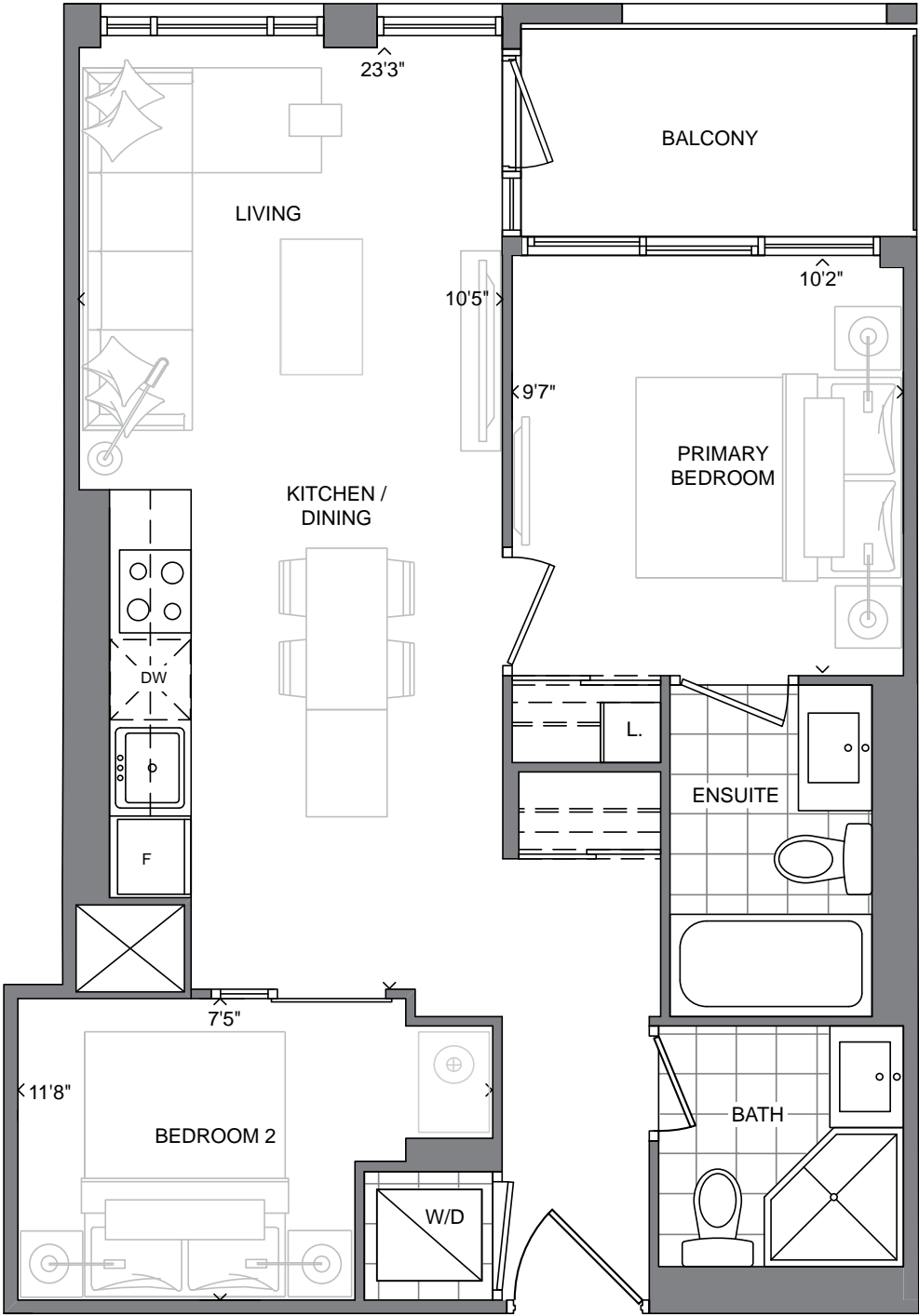
SOUTHPORT
IN SWANSEA

STATE
BUILDING GROUP

SUITE 2Q

TWO BEDROOM + TWO BATH

627 SQ. FT. + APPROX. 50 SQ. FT. BALCONY

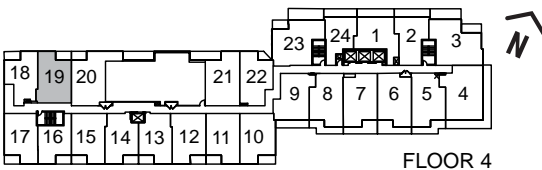
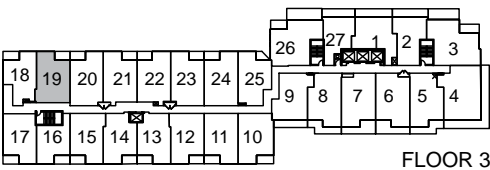
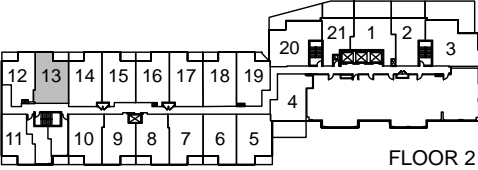
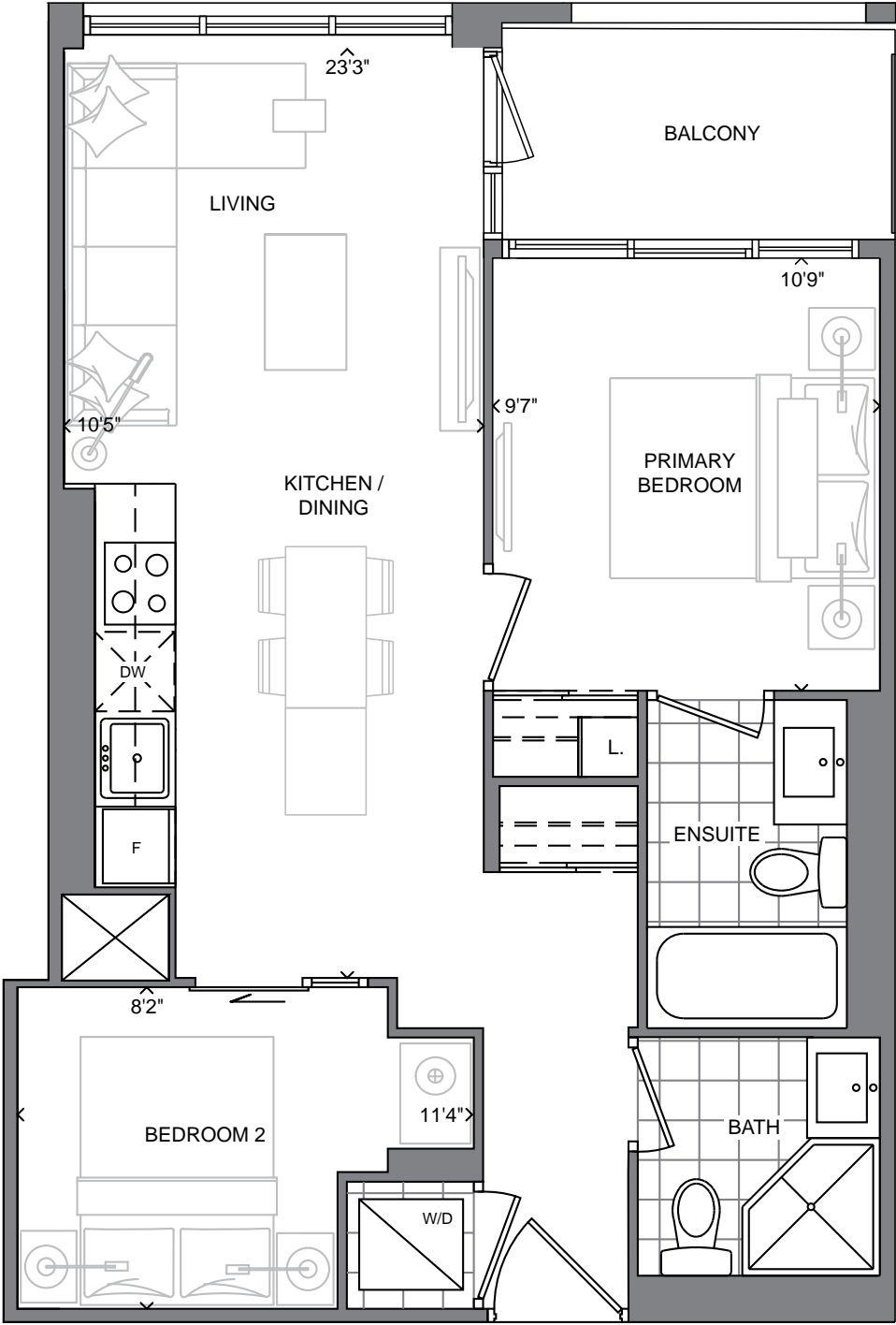


The plan is not to scale and is subject to architectural review and revisions, including, without limitation, the Unit shown may be the reverse of the unit purchased. Furniture and kitchen islands displayed are not to scale and shown for illustration purposes only and do not necessarily reflect the electrical plan of the unit. Units are sold unfurnished. All materials, specifications, floorplans, details, stated areas and dimensions, if any, are approximate, and are subject to change without notice in order to comply with building site conditions, municipal, structural, Vendor and/or architectural requirements as well as normal construction variances. Dimensions may exceed the usable floor area. Actual usable floor space may vary from stated floor area, and any floor area calculations shall be measured or determined in accordance with the Home Construction Regulatory Authority's directive. Bulkheads are not shown on this plan and may be located in areas of the unit as required to provide venting, mechanical, utility, servicing and other systems. Balconies and Terraces where applicable are shown for display purposes only and locations and size are subject to change without notice. Exterior elevations and site plan are subject to approval and the purchaser agrees to accept any change. The size, type and locations of windows and mullions are subject to change and will vary per floor. All illustrations are artist's concept only. E. & O. E. (May 2022)

SUITE 2R

TWO BEDROOM + TWO BATH

638 SQ. FT. + APPROX. 50 SQ. FT. BALCONY

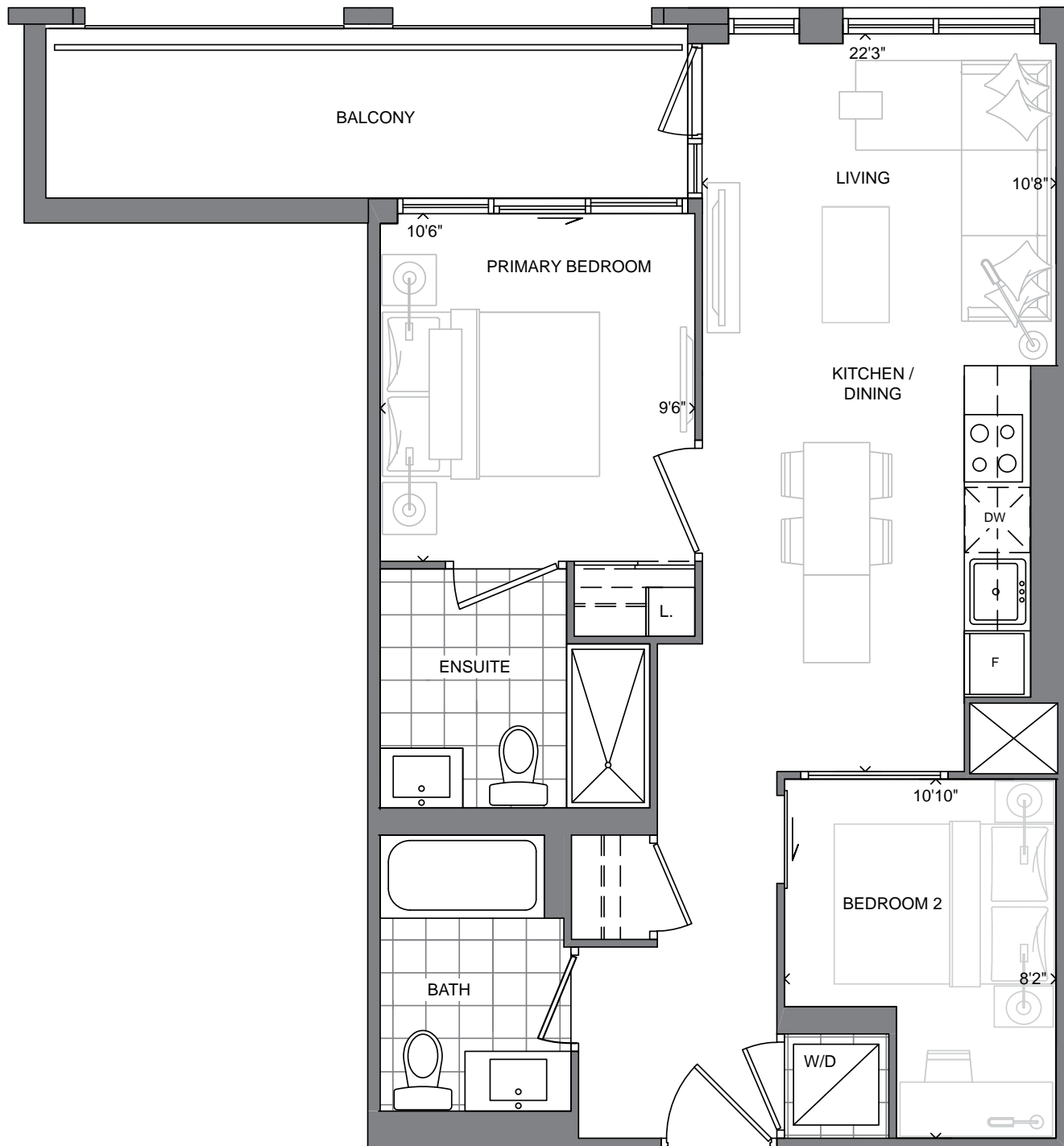


The plan is not to scale and is subject to architectural review and revisions, including, without limitation, the Unit shown may be the reverse of the unit purchased. Furniture and kitchen islands displayed are not to scale and shown for illustration purposes only and do not necessarily reflect the electrical plan of the unit. Units are sold unfurnished. All materials, specifications, floorplans, details, stated areas and dimensions, if any, are approximate, and are subject to change without notice in order to comply with building site conditions, municipal, structural, Vendor and/or architectural requirements as well as normal construction variances. Dimensions may exceed the usable floor area. Actual usable floor space may vary from stated floor area, and any floor area calculations shall be measured or determined in accordance with the Home Construction Regulatory Authority's directive. Bulkheads are not shown on this plan and may be located in areas of the unit as required to provide venting, mechanical, utility, servicing and other systems. Balconies and Terraces where applicable are shown for display purposes only and locations and size are subject to change without notice. Exterior elevations and site plan are subject to approval and the purchaser agrees to accept any change. The size, type and locations of windows and mullions are subject to change and will vary per floor. All illustrations are artist's concept only. E. & O. E. (May 2022)

SUITE 2S

TWO BEDROOM + TWO BATH

674 SQ. FT. + APPROX. 100 SQ. FT. BALCONY



The plan is not to scale and is subject to architectural review and revisions, including, without limitation, the Unit shown may be the reverse of the unit purchased. Furniture and kitchen islands displayed are not to scale and shown for illustration purposes only and do not necessarily reflect the electrical plan of the unit. Units are sold unfurnished. All materials, specifications, floorplans, details, stated areas and dimensions, if any, are approximate, and are subject to change without notice in order to comply with building site conditions, municipal, structural, Vendor and/or architectural requirements as well as normal construction variances. Dimensions may exceed the usable floor area. Actual usable floor space may vary from stated floor area, and any floor area calculations shall be measured or determined in accordance with the Home Construction Regulatory Authority's directive. Bulkheads are not shown on this plan and may be located in areas of the unit as required to provide venting, mechanical, utility, servicing and other systems. Balconies and Terraces where applicable are shown for display purposes only and locations and size are subject to change without notice. Exterior elevations and site plan are subject to approval and the purchaser agrees to accept any change. The size, type and locations of windows and mullions are subject to change and will vary per floor. All illustrations are artist's concept only. E. & O. E. (May 2022)

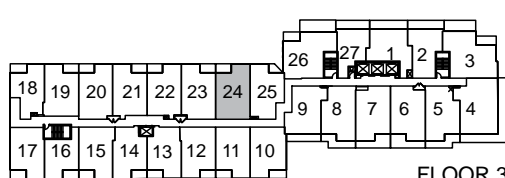
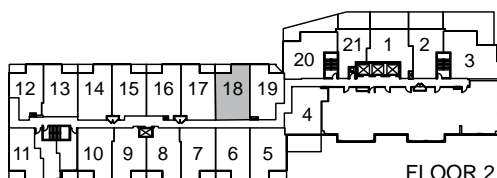
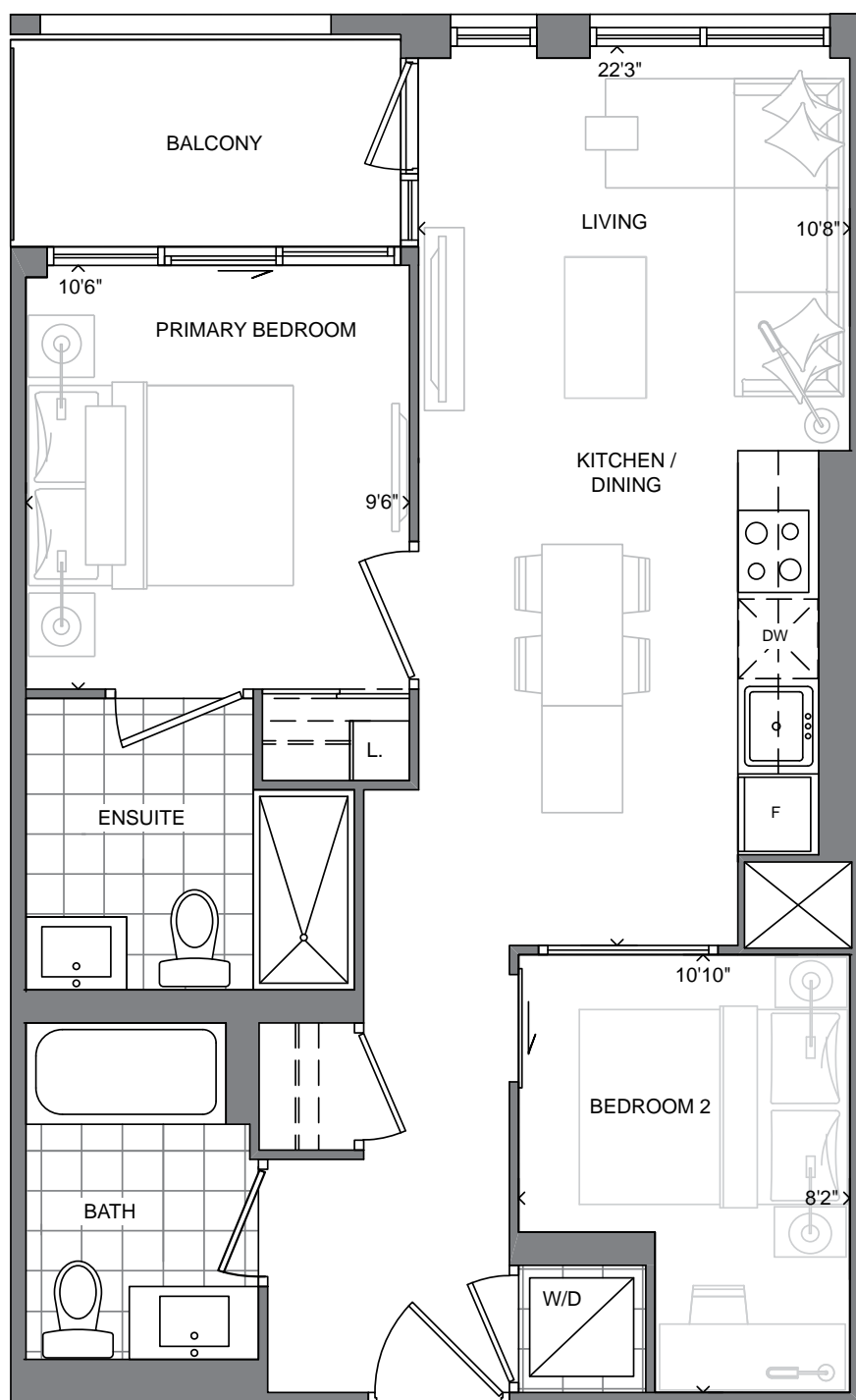
SOUTHPORT
IN SWANSEA

STATE
BUILDING GROUP

SUITE 2S

TWO BEDROOM + TWO BATH

674 SQ. FT. + APPROX. 50 SQ. FT. BALCONY



The plan is not to scale and is subject to architectural review and revisions, including, without limitation, the Unit shown may be the reverse of the unit purchased. Furniture and kitchen islands displayed are not to scale and shown for illustration purposes only and do not necessarily reflect the electrical plan of the unit. Units are sold unfurnished. All materials, specifications, floorplans, details, stated areas and dimensions, if any, are approximate, and are subject to change without notice in order to comply with building site conditions, municipal, structural, Vendor and/or architectural requirements as well as normal construction variances. Dimensions may exceed the usable floor area. Actual usable floor space may vary from stated floor area, and any floor area calculations shall be measured or determined in accordance with the Home Construction Regulatory Authority's directive. Bulkheads are not shown on this plan and may be located in areas of the unit as required to provide venting, mechanical, utility, servicing and other systems. Balconies and Terraces where applicable are shown for display purposes only and locations and size are subject to change without notice. Exterior elevations and site plan are subject to approval and the purchaser agrees to accept any change. The size, type and locations of windows and mullions are subject to change and will vary per floor. All illustrations are artist's concept only. E. & O. E. (May 2022)

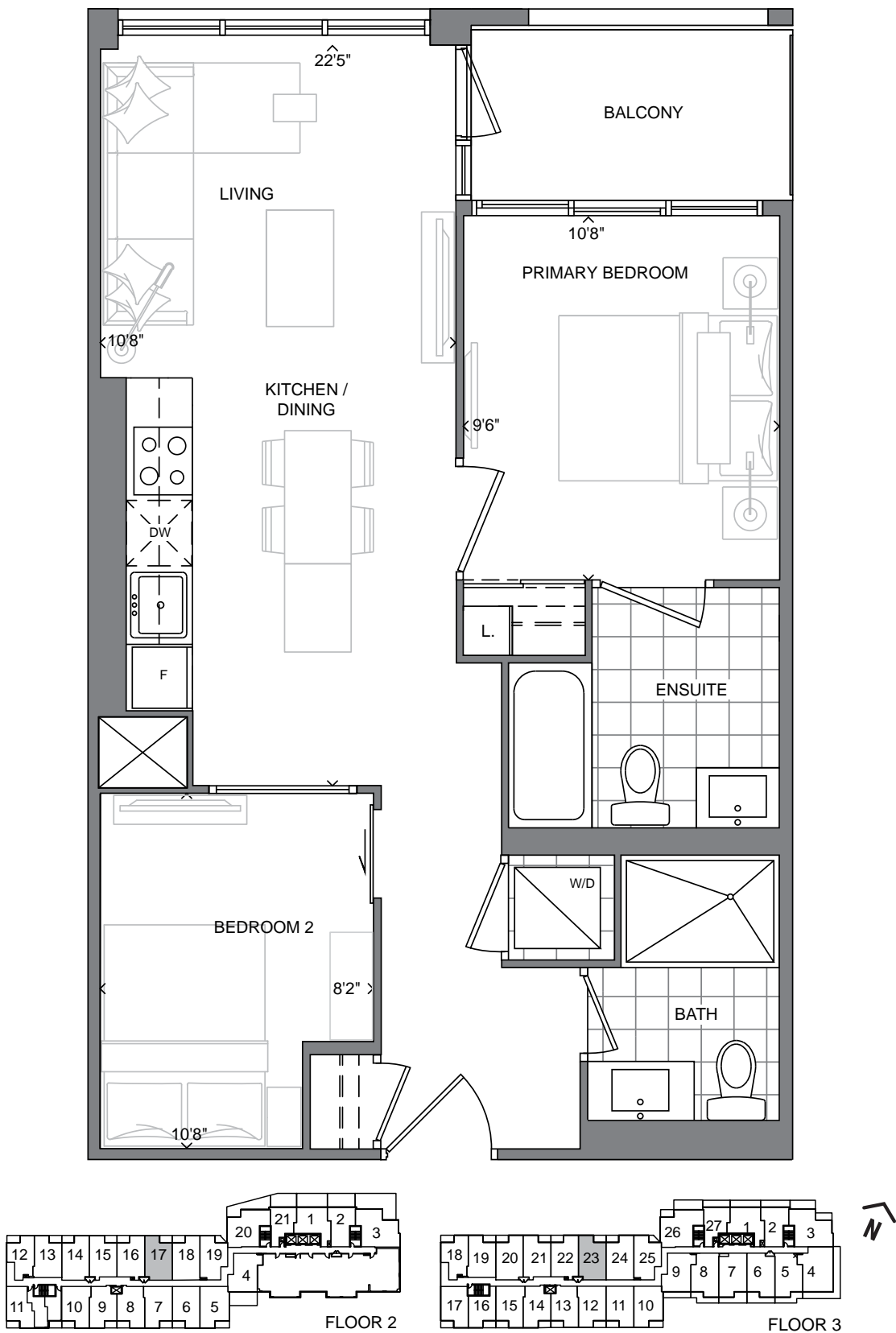
SOUTHPORT
IN SWANSEA

STATE
BUILDING GROUP

SUITE 2T

TWO BEDROOM + TWO BATH

674 SQ. FT. + APPROX. 50 SQ. FT. BALCONY



The plan is not to scale and is subject to architectural review and revisions, including, without limitation, the Unit shown may be the reverse of the unit purchased. Furniture and kitchen islands displayed are not to scale and shown for illustration purposes only and do not necessarily reflect the electrical plan of the unit. Units are sold unfurnished. All materials, specifications, floorplans, details, stated areas and dimensions, if any, are approximate, and are subject to change without notice in order to comply with building site conditions, municipal, structural, Vendor and/or architectural requirements as well as normal construction variances. Dimensions may exceed the usable floor area. Actual usable floor space may vary from stated floor area, and any floor area calculations shall be measured or determined in accordance with the Home Construction Regulatory Authority's directive. Bulkheads are not shown on this plan and may be located in areas of the unit as required to provide venting, mechanical, utility, servicing and other systems. Balconies and Terraces where applicable are shown for display purposes only and locations and size are subject to change without notice. Exterior elevations and site plan are subject to approval and the purchaser agrees to accept any change. The size, type and locations of windows and mullions are subject to change and will vary per floor. All illustrations are artist's concept only. E. & O. E. (May 2022)

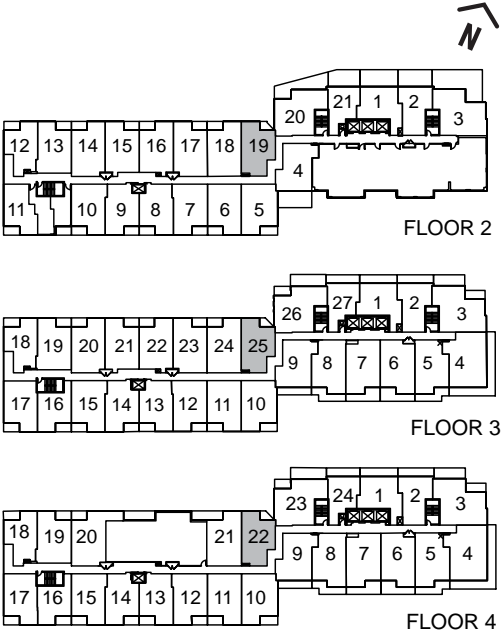
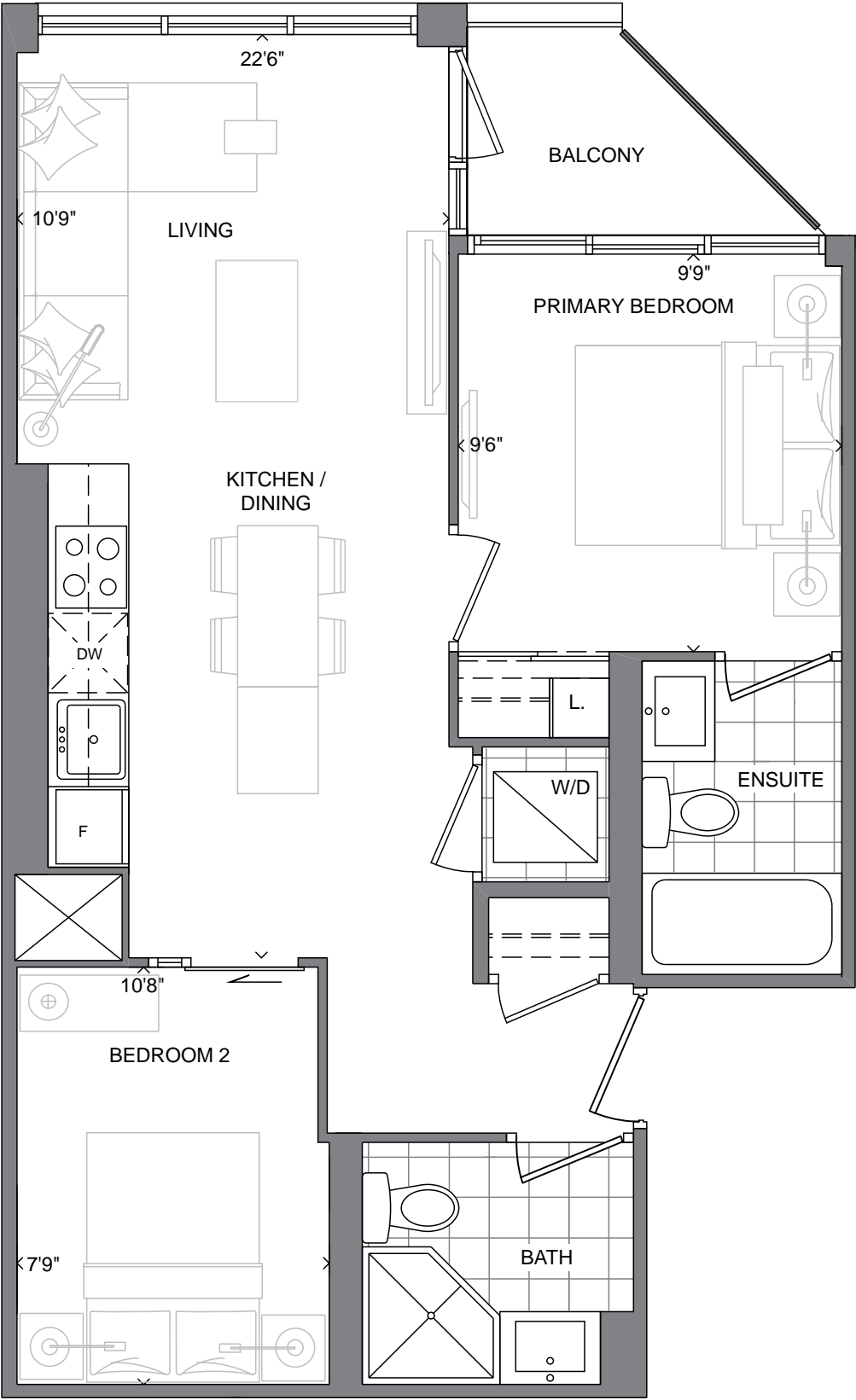
SOUTHPORT
IN SWANSEA

STATE
BUILDING GROUP

SUITE 2U

TWO BEDROOM + TWO BATH

621 SQ. FT. + APPROX. 32 SQ. FT. BALCONY

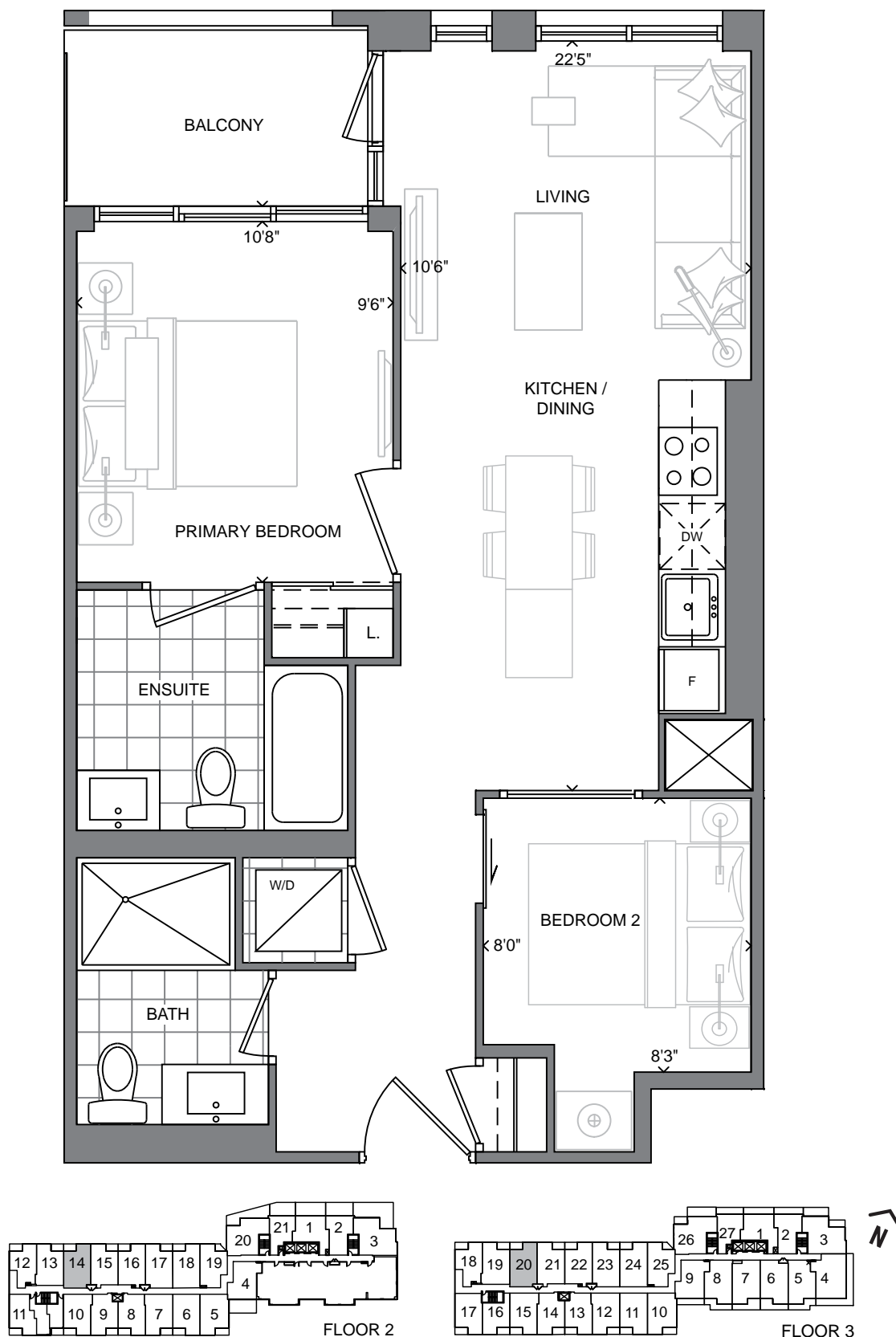


The plan is not to scale and is subject to architectural review and revisions, including, without limitation, the Unit shown may be the reverse of the unit purchased. Furniture and kitchen islands displayed are not to scale and shown for illustration purposes only and do not necessarily reflect the electrical plan of the unit. Units are sold unfurnished. All materials, specifications, floorplans, details, stated areas and dimensions, if any, are approximate, and are subject to change without notice in order to comply with building site conditions, municipal, structural, Vendor and/or architectural requirements as well as normal construction variances. Dimensions may exceed the usable floor area. Actual usable floor space may vary from stated floor area, and any floor area calculations shall be measured or determined in accordance with the Home Construction Regulatory Authority's directive. Bulkheads are not shown on this plan and may be located in areas of the unit as required to provide venting, mechanical, utility, servicing and other systems. Balconies and Terraces where applicable are shown for display purposes only and locations and size are subject to change without notice. Exterior elevations and site plan are subject to approval and the purchaser agrees to accept any change. The size, type and locations of windows and mullions are subject to change and will vary per floor. All illustrations are artist's concept only. E. & O. E. (May 2022)

SUITE 2V

TWO BEDROOM + TWO BATH

664 SQ. FT. + APPROX. 45 SQ. FT. BALCONY



The plan is not to scale and is subject to architectural review and revisions, including, without limitation, the Unit shown may be the reverse of the unit purchased. Furniture and kitchen islands displayed are not to scale and shown for illustration purposes only and do not necessarily reflect the electrical plan of the unit. Units are sold unfurnished. All materials, specifications, floorplans, details, stated areas and dimensions, if any, are approximate, and are subject to change without notice in order to comply with building site conditions, municipal, structural, Vendor and/or architectural requirements as well as normal construction variances. Dimensions may exceed the usable floor area. Actual usable floor space may vary from stated floor area, and any floor area calculations shall be measured or determined in accordance with the Home Construction Regulatory Authority's directive. Bulkheads are not shown on this plan and may be located in areas of the unit as required to provide venting, mechanical, utility, servicing and other systems. Balconies and Terraces where applicable are shown for display purposes only and locations and size are subject to change without notice. Exterior elevations and site plan are subject to approval and the purchaser agrees to accept any change. The size, type and locations of windows and mullions are subject to change and will vary per floor. All illustrations are artist's concept only. E. & O. E. (May 2022)

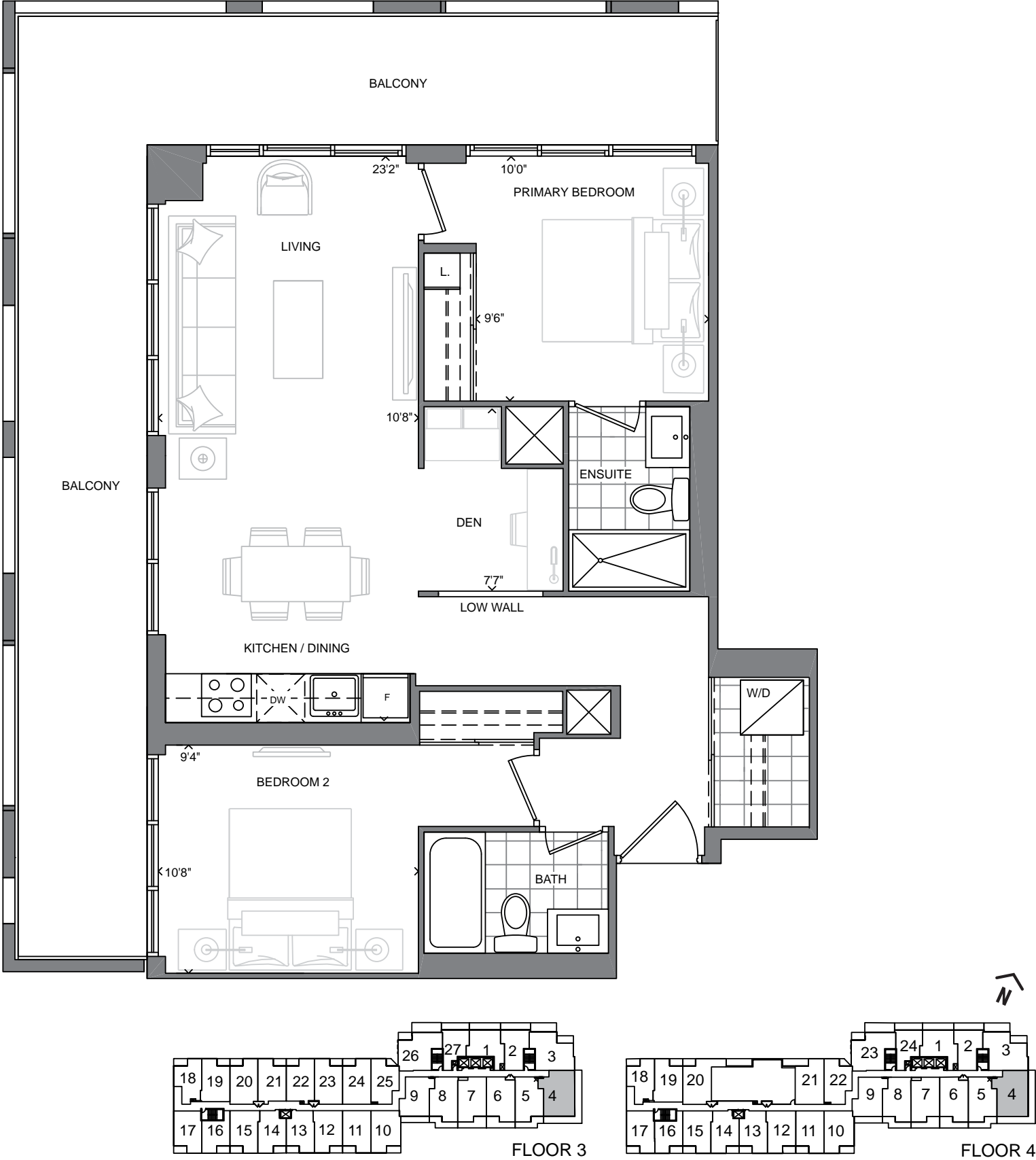
SOUTHPORT
IN SWANSEA

STATE
BUILDING GROUP

SUITE 2A+D

TWO BEDROOM + DEN + TWO BATH

812 SQ. FT. + APPROX. 328 SQ. FT. BALCONY

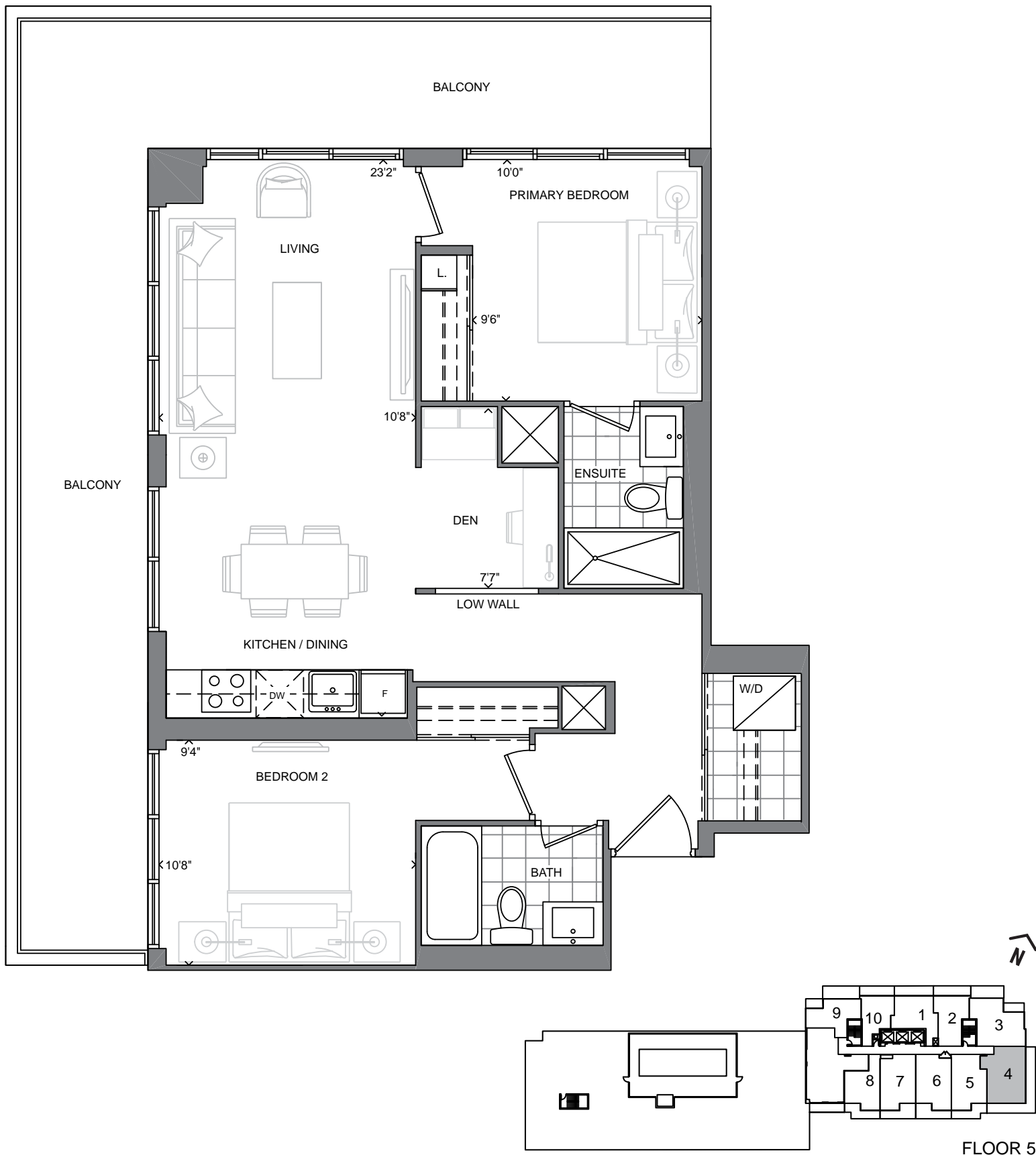


The plan is not to scale and is subject to architectural review and revisions, including, without limitation, the Unit shown may be the reverse of the unit purchased. Furniture and kitchen islands displayed are not to scale and shown for illustration purposes only and do not necessarily reflect the electrical plan of the unit. Units are sold unfurnished. All materials, specifications, floorplans, details, stated areas and dimensions, if any, are approximate, and are subject to change without notice in order to comply with building site conditions, municipal, structural, Vendor and/or architectural requirements as well as normal construction variances. Dimensions may exceed the usable floor area. Actual usable floor space may vary from stated floor area, and any floor area calculations shall be measured or determined in accordance with the Home Construction Regulatory Authority's directive. Bulkheads are not shown on this plan and may be located in areas of the unit as required to provide venting, mechanical, utility, servicing and other systems. Balconies and Terraces where applicable are shown for display purposes only and locations and size are subject to change without notice. Exterior elevations and site plan are subject to approval and the purchaser agrees to accept any change. The size, type and locations of windows and mullions are subject to change and will vary per floor. All illustrations are artist's concept only. E. & O. E. (May 2022)

SUITE 2A+D

TWO BEDROOM + DEN + TWO BATH

812 SQ. FT. + APPROX. 373 SQ. FT. BALCONY



The plan is not to scale and is subject to architectural review and revisions, including, without limitation, the Unit shown may be the reverse of the unit purchased. Furniture and kitchen islands displayed are not to scale and shown for illustration purposes only and do not necessarily reflect the electrical plan of the unit. Units are sold unfurnished. All materials, specifications, floorplans, details, stated areas and dimensions, if any, are approximate, and are subject to change without notice in order to comply with building site conditions, municipal, structural, Vendor and/or architectural requirements as well as normal construction variances. Dimensions may exceed the usable floor area. Actual usable floor space may vary from stated floor area, and any floor area calculations shall be measured or determined in accordance with the Home Construction Regulatory Authority's directive. Bulkheads are not shown on this plan and may be located in areas of the unit as required to provide venting, mechanical, utility, servicing and other systems. Balconies and Terraces where applicable are shown for display purposes only and locations and size are subject to change without notice. Exterior elevations and site plan are subject to approval and the purchaser agrees to accept any change. The size, type and locations of windows and mullions are subject to change and will vary per floor. All illustrations are artist's concept only. E. & O. E. (May 2022)

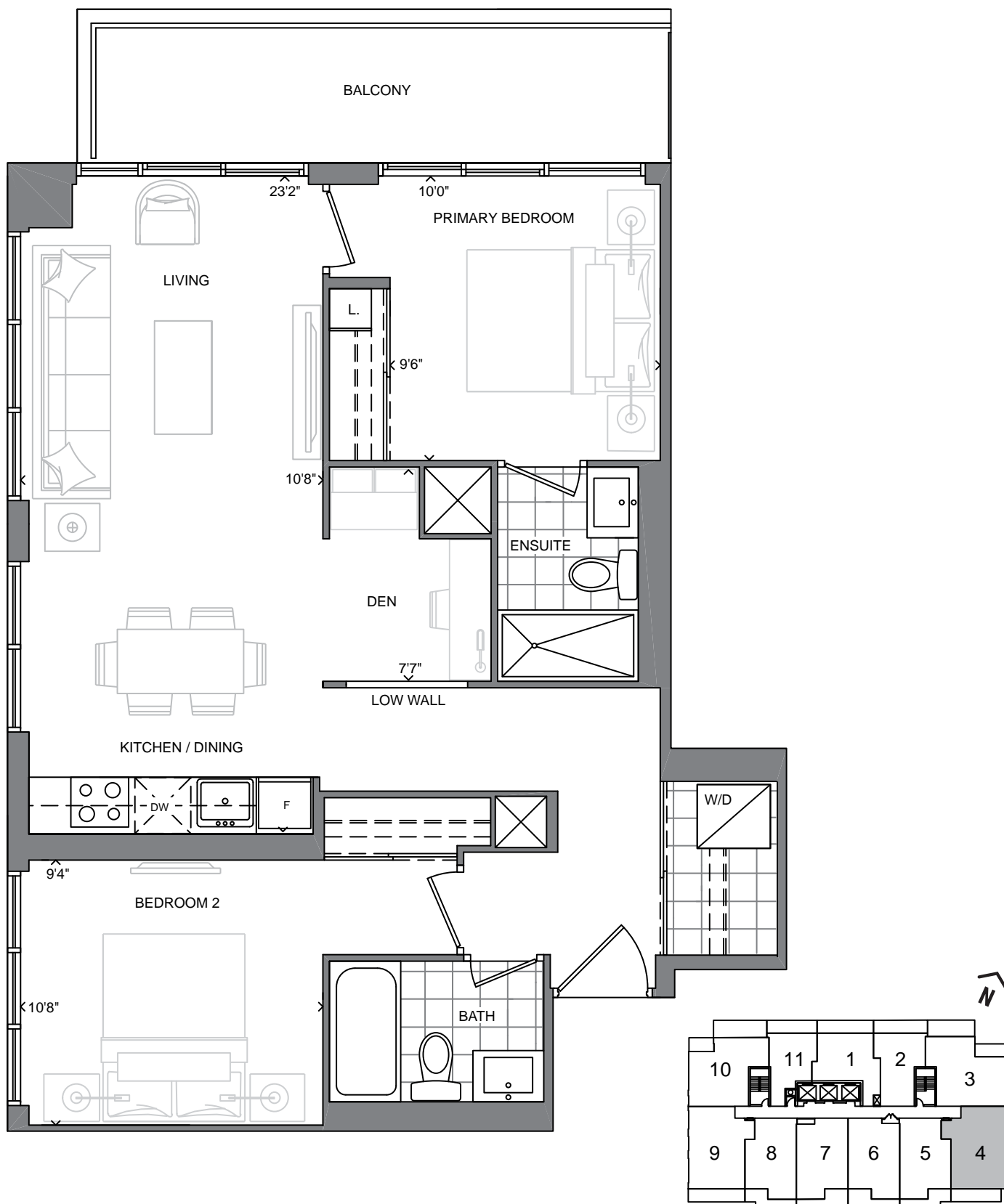
SOUTHPORT
IN SWANSEA

STATE
BUILDING GROUP

SUITE 2A+D

TWO BEDROOM + DEN + TWO BATH

812 SQ. FT. + APPROX. 112 SQ. FT. BALCONY



FLOORS 6-28

The plan is not to scale and is subject to architectural review and revisions, including, without limitation, the Unit shown may be the reverse of the unit purchased. Furniture and kitchen islands displayed are not to scale and shown for illustration purposes only and do not necessarily reflect the electrical plan of the unit. Units are sold unfurnished. All materials, specifications, floorplans, details, stated areas and dimensions, if any, are approximate, and are subject to change without notice in order to comply with building site conditions, municipal, structural, Vendor and/or architectural requirements as well as normal construction variances. Dimensions may exceed the usable floor area. Actual usable floor space may vary from stated floor area, and any floor area calculations shall be measured or determined in accordance with the Home Construction Regulatory Authority's directive. Bulkheads are not shown on this plan and may be located in areas of the unit as required to provide venting, mechanical, utility, servicing and other systems. Balconies and Terraces where applicable are shown for display purposes only and locations and size are subject to change without notice. Exterior elevations and site plan are subject to approval and the purchaser agrees to accept any change. The size, type and locations of windows and mullions are subject to change and will vary per floor. All illustrations are artist's concept only. E. & O. E. (May 2022)

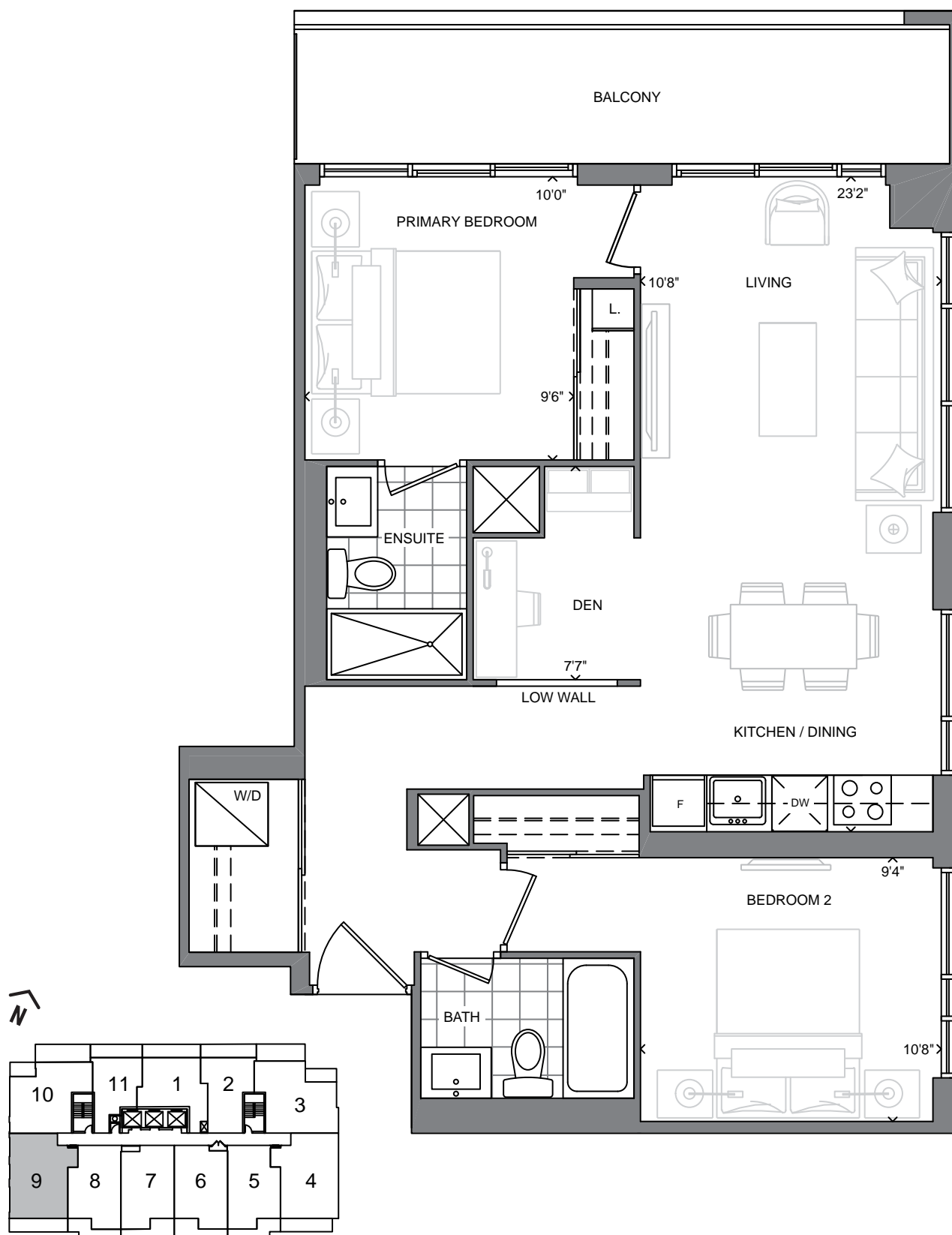
SOUTHPORT
IN SWANSEA

STATE
BUILDING GROUP

SUITE 2B+D

TWO BEDROOM + DEN + TWO BATH

815 SQ. FT. + APPROX. 128 SQ. FT. BALCONY



FLOORS 6-28

The plan is not to scale and is subject to architectural review and revisions, including, without limitation, the Unit shown may be the reverse of the unit purchased. Furniture and kitchen islands displayed are not to scale and shown for illustration purposes only and do not necessarily reflect the electrical plan of the unit. Units are sold unfurnished. All materials, specifications, floorplans, details, stated areas and dimensions, if any, are approximate, and are subject to change without notice in order to comply with building site conditions, municipal, structural, Vendor and/or architectural requirements as well as normal construction variances. Dimensions may exceed the usable floor area. Actual usable floor space may vary from stated floor area, and any floor area calculations shall be measured or determined in accordance with the Home Construction Regulatory Authority's directive. Bulkheads are not shown on this plan and may be located in areas of the unit as required to provide venting, mechanical, utility, servicing and other systems. Balconies and Terraces where applicable are shown for display purposes only and locations and size are subject to change without notice. Exterior elevations and site plan are subject to approval and the purchaser agrees to accept any change. The size, type and locations of windows and mullions are subject to change and will vary per floor. All illustrations are artist's concept only. E. & O. E. (May 2022)

SOUTHPORT
IN SWANSEA

STATE
BUILDING GROUP

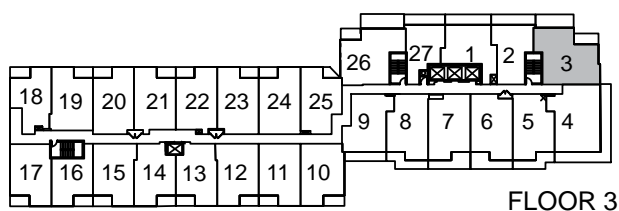
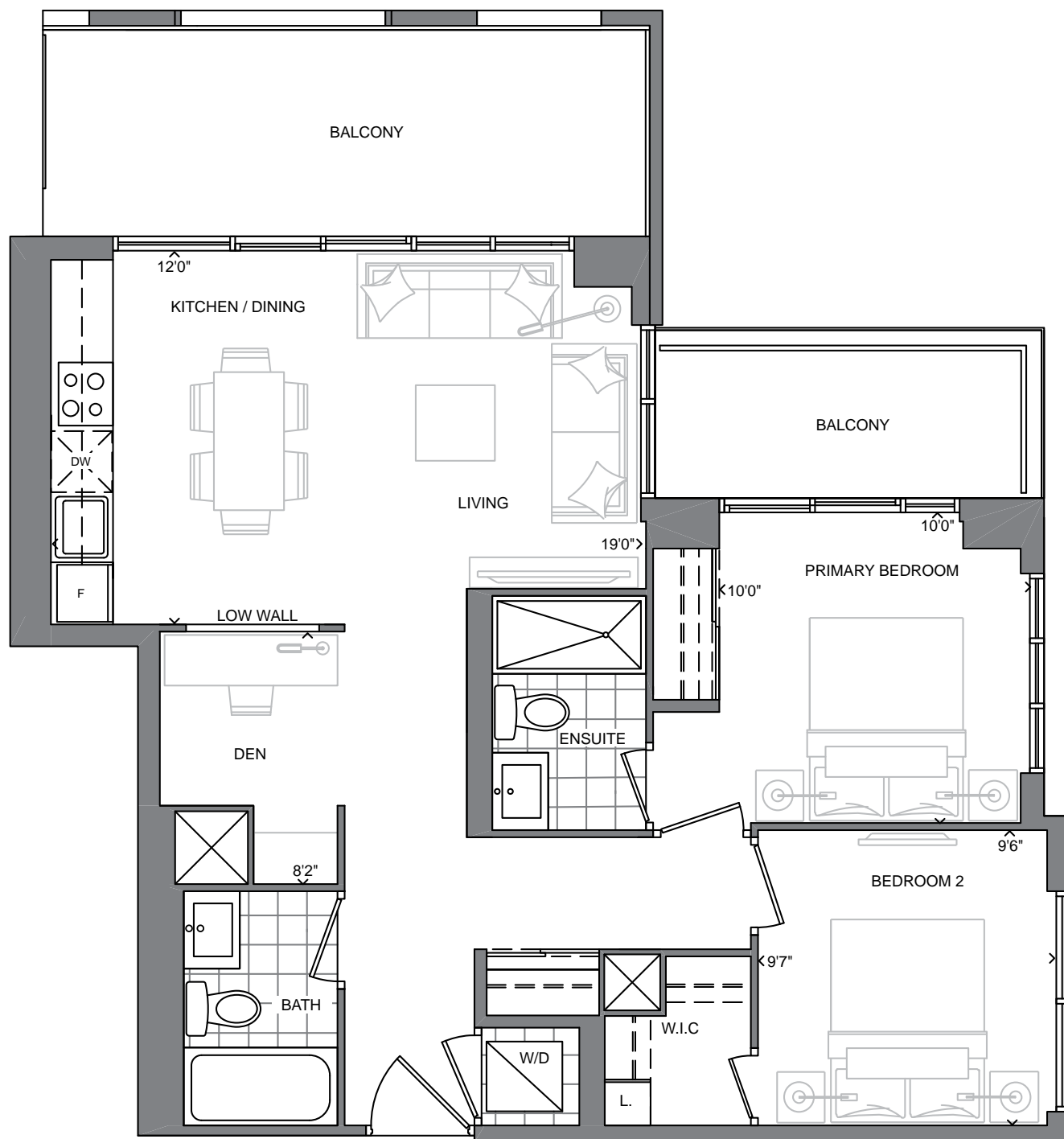
802 SQ. FT. + APPROX. 460 SQ. FT. TERRACE



SUITE 2C+D

TWO BEDROOM + DEN + TWO BATH

802 SQ. FT. + APPROX. 200 SQ. FT. BALCONY



The plan is not to scale and is subject to architectural review and revisions, including, without limitation, the Unit shown may be the reverse of the unit purchased. Furniture and kitchen islands displayed are not to scale and shown for illustration purposes only and do not necessarily reflect the electrical plan of the unit. Units are sold unfurnished. All materials, specifications, floorplans, details, stated areas and dimensions, if any, are approximate, and are subject to change without notice in order to comply with building site conditions, municipal, structural, Vendor and/or architectural requirements as well as normal construction variances. Dimensions may exceed the usable floor area. Actual usable floor space may vary from stated floor area, and any floor area calculations shall be measured or determined in accordance with the Home Construction Regulatory Authority's directive. Bulkheads are not shown on this plan and may be located in areas of the unit as required to provide venting, mechanical, utility, servicing and other systems. Balconies and Terraces where applicable are shown for display purposes only and locations and size are subject to change without notice. Exterior elevations and site plan are subject to approval and the purchaser agrees to accept any change. The size, type and locations of windows and mullions are subject to change and will vary per floor. All illustrations are artist's concept only. E. & O. E. (May 2022)

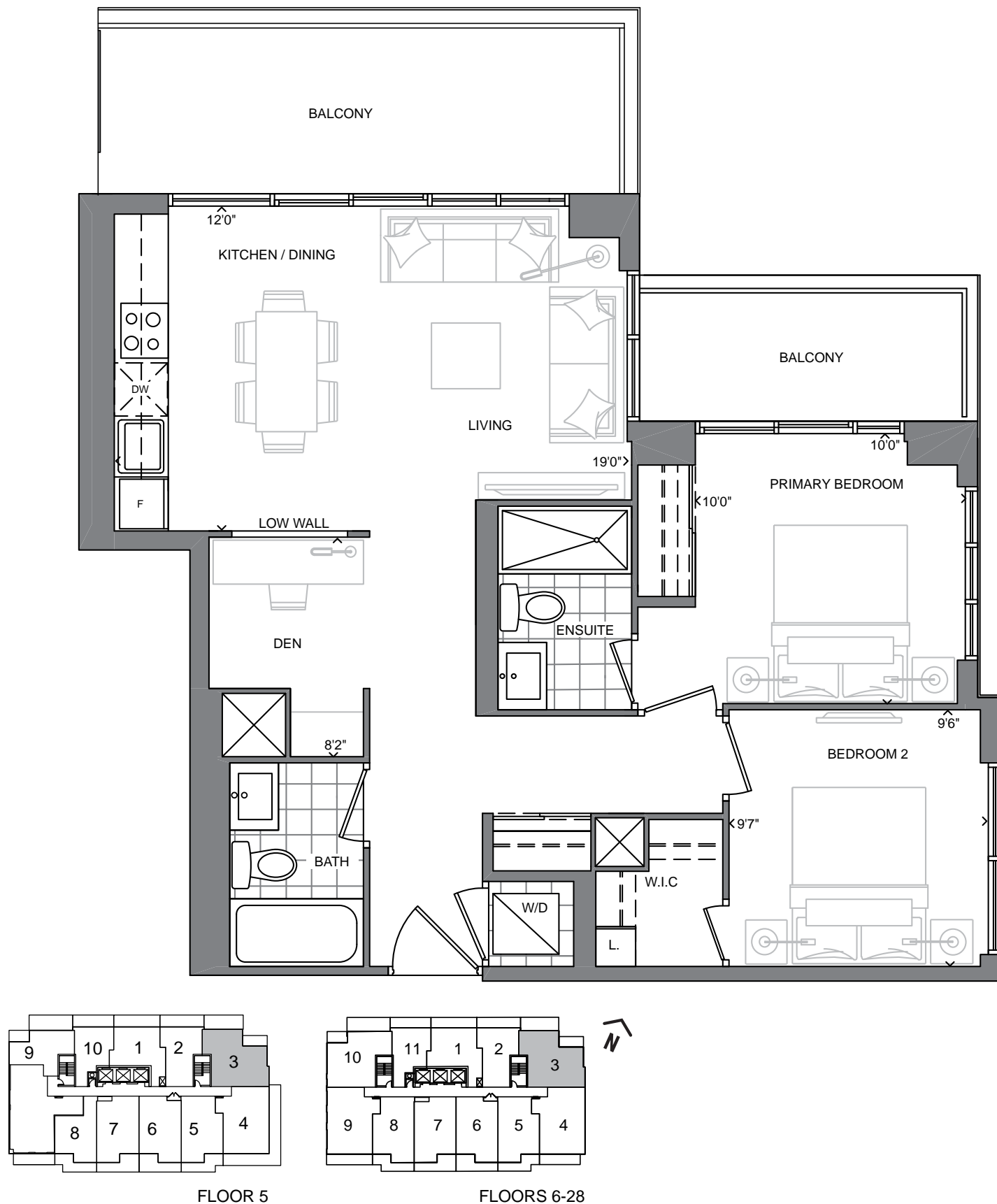
SOUTHPORT
IN SWANSEA

STATE
BUILDING GROUP

SUITE 2C+D

TWO BEDROOM + DEN + TWO BATH

802 SQ. FT. + APPROX. 200 SQ. FT. BALCONY
(APPROX. 215 SQ. FT. BALCONY ON 5TH FLOOR)



The plan is not to scale and is subject to architectural review and revisions, including, without limitation, the Unit shown may be the reverse of the unit purchased. Furniture and kitchen islands displayed are not to scale and shown for illustration purposes only and do not necessarily reflect the electrical plan of the unit. Units are sold unfurnished. All materials, specifications, floorplans, details, stated areas and dimensions, if any, are approximate, and are subject to change without notice in order to comply with building site conditions, municipal, structural, Vendor and/or architectural requirements as well as normal construction variances. Dimensions may exceed the usable floor area. Actual usable floor space may vary from stated floor area, and any floor area calculations shall be measured or determined in accordance with the Home Construction Regulatory Authority's directive. Bulkheads are not shown on this plan and may be located in areas of the unit as required to provide venting, mechanical, utility, servicing and other systems. Balconies and Terraces where applicable are shown for display purposes only and locations and size are subject to change without notice. Exterior elevations and site plan are subject to approval and the purchaser agrees to accept any change. The size, type and locations of windows and mullions are subject to change and will vary per floor. All illustrations are artist's concept only. E. & O. E. (May 2022)

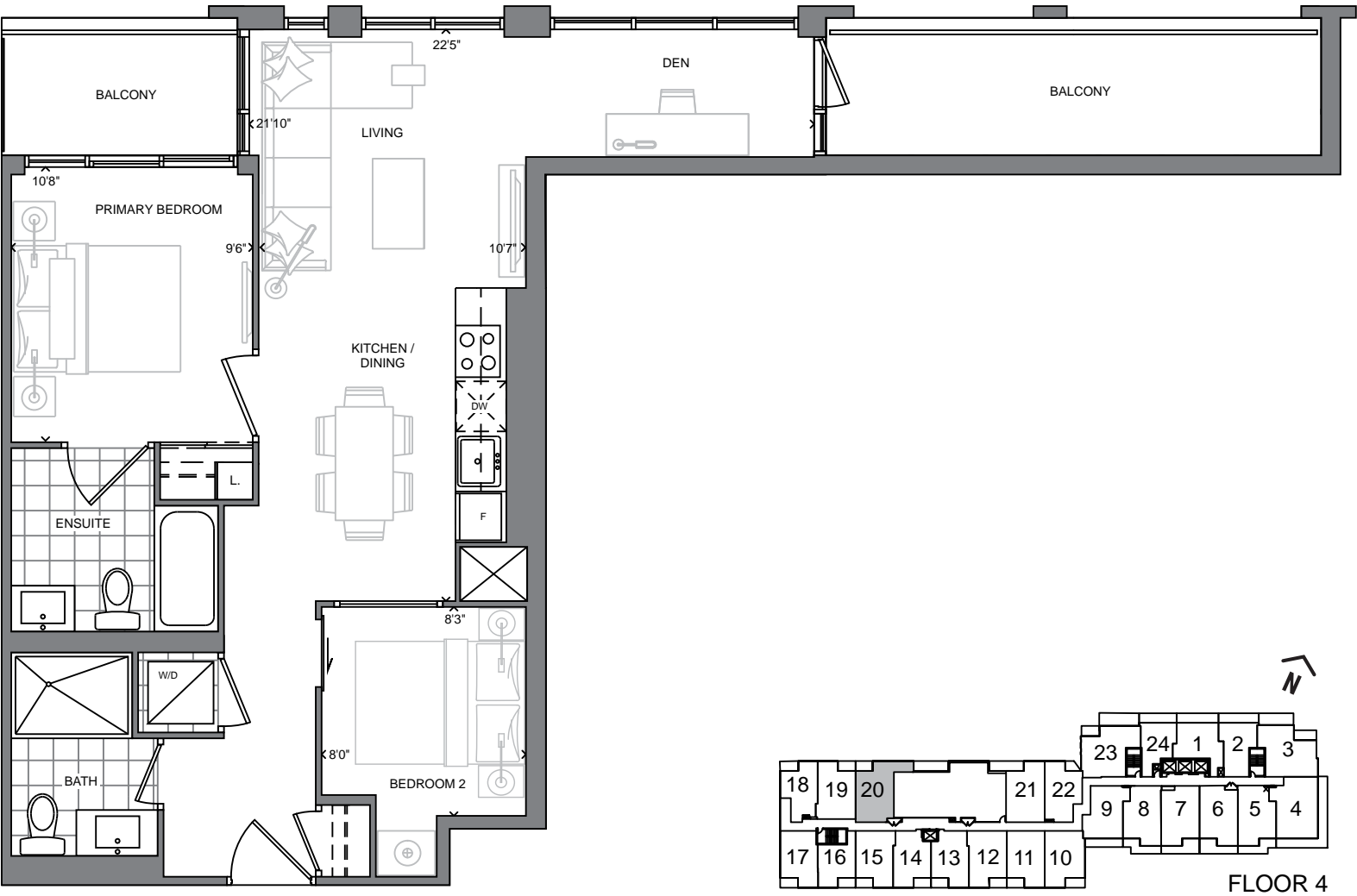
SOUTHPORT
IN SWANSEA

STATE
BUILDING GROUP

SUITE 2D+D

TWO BEDROOM + DEN + TWO BATH

742 SQ. FT. + APPROX. 145 SQ. FT. BALCONY



The plan is not to scale and is subject to architectural review and revisions, including, without limitation, the Unit shown may be the reverse of the unit purchased. Furniture and kitchen islands displayed are not to scale and shown for illustration purposes only and do not necessarily reflect the electrical plan of the unit. Units are sold unfurnished. All materials, specifications, floorplans, details, stated areas and dimensions, if any, are approximate, and are subject to change without notice in order to comply with building site conditions, municipal, structural, Vendor and/or architectural requirements as well as normal construction variances. Dimensions may exceed the usable floor area. Actual usable floor space may vary from stated floor area, and any floor area calculations shall be measured or determined in accordance with the Home Construction Regulatory Authority's directive. Bulkheads are not shown on this plan and may be located in areas of the unit as required to provide venting, mechanical, utility, servicing and other systems. Balconies and Terraces where applicable are shown for display purposes only and locations and size are subject to change without notice. Exterior elevations and site plan are subject to approval and the purchaser agrees to accept any change. The size, type and locations of windows and mullions are subject to change and will vary per floor. All illustrations are artist's concept only. E. & O. E. (May 2022)

SOUTHPORT
IN SWANSEA

STATE
BUILDING GROUP